

2018 MUNICIPAL DATA SHEET

(Must Accompany 2018 Budget)

BUDGET INTRODUCTION

DATE: April 4, 2018

RES # 18-86

MUNICIPALITY: TOWNSHIP OF MILLSTONE

COUNTY: MONMOUTH

<u>Gary Dorfman</u> Mayor's Name	<u>12/31/2018</u> Term Expires
-------------------------------------	-----------------------------------

Governing Body Members	
Name	Term Expires
<u>Nancy Grbelja</u>	<u>12/31/2018</u>
<u>Robert Kinsey</u>	<u>12/31/2019</u>
<u>Michael T. Kuczinski</u>	<u>12/31/2020</u>
<u>Fiore Masci</u>	<u>12/31/2020</u>

Municipal Officials	
<u>Maria Dellasala</u> Municipal Clerk	<u>6/5/2002</u> Date of Orig. Appt. C-1099 Cert No.
<u>Dawn Mitchell</u> Tax Collector	<u>T-8059</u> Cert No.
<u>Annette Murphy</u> Chief Financial Officer	<u>N-0740</u> Cert No.
<u>Kevin Frenia</u> Registered Municipal Accountant	<u>CR-435</u> Lic No.
<u>Robert Munoz</u> Municipal Attorney	

Official Mailing Address of Municipality

Township of Millstone
470 Stagecoach Road
Millstone Township, NJ 08510
 Fax #: 609-208-2438

Please attach this to your 2018 Budget and Mail to:

Director, Division of Local Government Services
 Department of Community Affairs
 PO Box 803
 Trenton NJ 08625

Division Use Only

Municode: _____
 Public Hearing Date: _____


2018 MUNICIPAL BUDGET

Municipal Budget of the Township of Millstone County of Monmouth for the Calendar Year 2018.

It is hereby certified the Budget and Capital Budget annexed hereto and hereby made a part hereof is a true copy of the Budget and Capital Budget approved by resolution of the Governing Body on the

 4th day of April , 2018
and that public advertisement will be made in accordance with the provisions of N.J.S. 40A:4-6 and N.J.A.C. 5:30-4.4(d).

Certified by me, this 4th day of April , 2018


Clerk


470 Stagecoach Road
Address

Millstone Township, NJ 08510
Address

732-446-4249 X1701
Phone Number

It is hereby certified that the approved Budget annexed hereto and hereby made a part is an exact copy of the original on file with the Clerk of the Governing Body, that all additions are correct, all statements contained herein are in proof, and the total of anticipated revenues equals the total of appropriations.

Certified by me, this 4th day of April , 2018


Registered Municipal Accountant


Freehold, New Jersey 08055
Address

Address

(732) 409-0800
Phone Number

It is hereby certified that the approved Budget annexed hereto and hereby made a part is an exact copy of the original of file with the Clerk of the Governing Body, that all additions are correct, all statements contained herein are in proof, the total of anticipated revenues equals the total of appropriations and the budget is in full compliance with the Local Budget Law, N.J.S. 40A:4-1 et seq.

Certified by me, this 4th day of April , 2018


Chief Financial Officer

DO NOT USE THESE SPACES

CERTIFICATION OF ADOPTED BUDGET *(Do not advertise this Certification form)*
It is hereby certified that the amount to be raised by taxation for local purposes has been compared with the approved Budget previously certified by me and any changes required as a condition to such approval have been made. The adopted budget is certified with respect to the foregoing only.
STATE OF NEW JERSEY
Department of Community Affairs
Director of the Division of Local Government Services
Dated: 2018
By:

CERTIFICATION OF APPROVED BUDGET
It is hereby certified that the Approved Budget made part hereof complies with the requirements of law, and approval is given pursuant to N.J.S. 40A:4-79.
STATE OF NEW JERSEY
Department of Community Affairs
Director of the Division of Local Government Services
Dated: 2018
By:

MUNICIPAL BUDGET NOTICE

Section 1.

Municipal Budget of the Township of Millstone, County of Monmouth for the Calendar Year 2018

Be it Resolved, that the following statements of revenues and appropriations shall constitute the Municipal Budget for the Year 2018

Be it Further Resolved, that said Budget be published in the Asbury Park Press

in the issue of April 11, 2018.

The Governing Body of the Township of Millstone does hereby approve the following as the Budget for the year 2018.

RECORDED VOTE
(INSERT LAST NAME)

Ayes

C/Masci
C/Grbelja
C/Kinsey
M/Dorfman

Nays

None

Abstained

None

Absent

C/Kuczinski

Notice is hereby given that the Budget and Tax Resolution was approved by the Township Committee of the Township of Millstone, County of Monmouth, on April 5th, 2018

A Hearing on the Budget and Tax Resolution will be held at 215 Millstone Road, on May 2, 2018 at

8:00 o'clock (P.M.) at which time and place objections to said Budget and Tax Resolution for the year 2018 may be presented by taxpayers or other interested persons.
(Cross out one)

EXPLANATORY STATEMENT

SUMMARY OF CURRENT FUND SECTION OF APPROVED BUDGET

	YEAR 2018
General Appropriations For:(Reference to item and sheet number should be omitted in advertised budget)	XXXXXXXXXXXX
1. Appropriations within "CAPS"-	XXXXXXXXXXXX
(a) Municipal Purposes {(item H-1, Sheet 19)(N.J.S. 40A:4-45.2)}	4,093,955.68
2. Appropriations excluded from "CAPS"	XXXXXXXXXXXX
(a) Municipal Purposes {item H-2, Sheet 28}(N.J.S. 40A:4-45.3 as amended)}	1,460,186.15
(b) Local District School Purposes in Municipal Budget(item K, Sheet 29)	-
Total General Appropriations excluded from "CAPS"(item O, sheet 29)	1,460,186.15
3. Reserve for Uncollected Taxes (item M, Sheet 29) Based on Estimated 98.30% Percent of Tax Collections	725,000.00
Building Aid Allowance 2018 - \$	
4 Total General Appropriations (item 9, Sheet 29) for Schools-State Aid 2017 - \$	6,279,141.83
5. Less: Anticipated Revenues Other Than Current Property Tax (item 5, Sheet 11)	
(i.e. Surplus, Miscellaneous Revenues and Receipts from Delinquent Taxes)	3,688,685.11
6. Difference: Amount to be Raised by Taxes for Support of Municipal Budget (as follows)	XXXXXXXXXXXX
(a) Local Tax for Municipal Purposes Including Reserve for Uncollected Taxes (item 6(a), Sheet 11)	2,590,456.72
(b) Addition to Local District School Tax (item 6(b), Sheet 11)	-
(c) Minimum Library Tax	-

EXPLANATORY STATEMENT - (Continued)
SUMMARY OF 2017 APPROPRIATIONS EXPENDED AND CANCELED

	General Budget	Water Utility	- Utility	- Utility
Budget Appropriations - Adopted Budget	6,118,702.71			
Budget Appropriation Added by N.J.S 40A:4-87	49,473.20			
Emergency Appropriations	120,000.00			
Total Appropriations	6,288,175.91	-	-	-
Expenditures:				
Paid or Charged (Including Reserve for Uncollected Taxes)	6,235,532.98			
Reserved	52,634.69			
Unexpended Balances Canceled	8.24			
Total Expenditures and Unexpended Balances Cancelled	6,288,175.91	-	-	-
Overexpenditures*	-	-	-	-

Explanations of Appropriations for
 "Other Expenses"

The amounts appropriated under the
 title of "Other Expenses" are for operating
 costs other than "Salaries & Wages."

Some of the items included in "Other
 Expenses" are:

Materials, supplies and non-bondable
 equipment;

Repairs and maintenance of buildings,
 equipment, roads, etc.,

Contractual services for garbage and
 trash removal, fire hydrant service, aid to
 volunteer fire companies, etc;

Printing and advertising, utility
 services, insurance and many other items
 essential to the services rendered by municipal
 government.

*See Budget Appropriation items so marked to the right of column "Expended 2017 Reserved."

EXPLANATORY STATEMENT - (CONTINUED)

BUDGET MESSAGE

Appropriation CAP Calculation (1977 Cap)

The municipal budget for the calendar year 2018 has been prepared within the constraints imposed by Chapter 68, Public Laws of 1976, commonly know as the Appropriation Cap Law. This law imposes a limit on municipal expenditures, which, for the Township of Millstone, is Calculated as follows:

Total General Appropriations for 2017	\$ 6,118,703.00	Amount on which 2.5% CAP is Applied (brought forward)	\$ 3,939,018.00
CAP Base Adjustments		2.5% CAP	98,475.45
Subtotal	<u>6,118,703.00</u>	Allowable Operating Appropriations before Additional Exceptions per N.J.S.A. 40A:4-45.3	4,037,493.45
Less Exceptions:		Additional Exceptions:	
Total Other Operations	\$ 53,750.00	Available from Banking - 2016	\$ 154,306.65
Total UCC		Available from Banking - 2017	145,851.11
Total Interlocal Service Agreements	25,119.00	New Ratables - Increased in Valuations (New Constructio and Additions)	14,549.96
Total Additional Appropriations		Additional Increase in CAPS per COLA Ordinance	39,390.18
Total Public-Private Offset	32,000.00	Total Additional Exceptions	<u>354,097.90</u>
Total Capital Improvement	49,000.00	Allowable Appropriations Within CAPS for 2018	<u>\$ 4,391,591.35</u>
Total Debt Service	1,189,816.00	Appropriations Within CAPS for 2018	<u>\$ 4,093,955.68</u>
Total Deferred Charges			
Judgments			
Cash Deficit of Preceding Year			
Total Appropriation for School Purposes			
Transferred to Board of Education			
Reserve for Uncollected Taxes	830,000.00		
Total Exceptions	<u>2,179,685.00</u>		
Amount on which 2.5% CAP is Applied (carried forward)	3,939,018.00		

NOTE: Sheet 3b

MANDATORY MINIMUM BUDGET MESSAGE MUST INCLUDE THE FOLLOWING:

1. HOW THE 1977 "CAP" WAS CALCULATED. (Explain in words what the "CAPS" mean and show the figures.)
2. 2010 "CAP" LEVY CAP WORKBOOK SUMMARY
3. A SUMMARY BY FUNCTION OF THE APPROPRIATIONS THAT ARE SPREAD AMONG MORE THAN ONE OFFICIAL LINE ITEM (e.g. if Police S&W appears in the regular section and also under "Operations Excluded from "CAPS" section, combine the figures for purposes of citizen understanding.)
4. INFORMATION OR A SCHEDULE SHOWING THE AMOUNTS CONTRIBUTED FROM EMPLOYEES, THE EMPLOYER SHARE AND THE TOTAL COST HEALTH CARE COVERAGE (Refer to LFN 2011-4).

EXPLANATORY STATEMENT - (CONTINUED)

BUDGET MESSAGE

Levy CAP Calculation

Chapter 62 of the Laws of 2007 imposed a Property Tax Levy CAP which was amended by P.L. 2008, Chapter 6 and further amended by P.L. 2010, Chapter 44 (S-29 R1) approved July 13, 2010. The law (N.J.S.A. 40A:4-45.44 through 45.47) establishes a formula that limits increases in the local unit amount to be raised by taxation for each local unit budget. The budget contained herewith is within the limits imposed by this law and for the Township of Millstone is calculated as follows:

Prior Year Amount to be Raised by Taxation for Municipal Purposes	\$ 2,590,456.72	Balance (carried forward)	2,718,781.25
Cap Base Adjustment (+/-)			
Less: Prior Year Deferred Charges to Future Taxation Unfunded		Less - Cancelled or Unexpended Exclusions	8.24
Less: Prior Year Deferred Charges - Emergencies	18,430.00		
Less: Prior Year Recycling Tax		Adjusted Tax Levy After Exclusions	2,718,773.01
Less: Changes in Service Provider - Transfer of Service/ Function			
Net Prior Year Tax Levy for Municipal Purpose Tax for Cap Calculation	2,572,026.72	Additions:	
Plus: 2% Cap increase	51,440.53	New Ratables - Increased in Valuations (New Construction and Additions)	10,467,600.00
Adjusted Tax Levy	2,623,467.25	Prior Year's Local Municipal Purpose Tax Rate (per \$100)	0.139
Plus: Assumption of Service/ Function		Net Ratable Adjustment to Levy	14,549.96
Adjusted Tax Levy Prior to Exclusions	2,623,467.25	2015 Cap Bank Utilized in 2018	
		2016 Cap Bank Utilized in 2018	
		2017 Cap Bank Utilized in 2018	
		Amounts approved by Referendum	
Exclusions:		Maximum Allowable Amount to be Raised by Taxation	\$ 2,733,322.98
Allowable Shared Service Agreements Increase			
Allowable Health Insurance Cost Increase		Amount to be Raised by Taxation for Municipal Purposes	\$ 2,590,456.72
Allowable Pension Obligations Increase	10,390.00		
Allowable LOSAP Increase		Amount to be Raised by Taxation for Municipal Purposes Under/Over Cap (+/-)	\$ 142,866.25
Allowable Capital Improvements Increase	13,000.00		
Allowable Debt Service, Capital Leases and Debt Service			
Share of Cost Increases			
Recycling Tax Appropriation			
Deferred Charges to Future Taxation Unfunded			
Current Year Deferred Charges - Emergencies	71,924.00		
Add Total Exclusions	95,314.00		
Balance (carried forward)	2,718,781.25		

EXPLANATORY STATEMENT - (CONTINUED)

BUDGET MESSAGE

Split Function Appropriations:

The following appropriation(s) are appropriated inside and outside of the appropriation CAP:

	<u>Inside Cap:</u>	<u>Outside Cap:</u>	<u>Total</u>
Streets & Roads SW	\$ 394,512.72	\$ 31,487.28	\$ 426,000.00
Streets & Roads OE	\$ 94,032.33	\$ 32,417.67	\$ 126,450.00
Vehicle Maintenance OE	\$ 82,370.49	\$ 5,629.51	\$ 88,000.00
Gasoline OE	\$ 47,610.95	\$ 2,389.05	\$ 50,000.00
	<u>\$ 618,526.49</u>	<u>\$ 71,923.51</u>	<u>\$ 690,450.00</u>

Health Insurance Appropriation Recap:

The following is a recap of Health Insurance Costs for the Current Budget Year:

Total Health Insurance Cost	\$ 836,130.04
Less: Employee Contributions	<u>70,130.04</u>
Net Costs Appropriated	<u>\$ 766,000.00</u>
Current Fund Budget Inside CAP	\$ 766,000.00
Current Fund Budget Outside CAP	
Utility Fund Budget Appropriation	<u> </u>
	<u>\$ 766,000.00</u>
Employee Group Insurance Waiver:	
Total Employee Group Insurance Waiver	<u>\$ 9,000.00</u>

CURRENT FUND- ANTICIPATED REVENUES

GENERAL REVENUES	FCOA	Anticipated		Realized in Cash
		2018	2017	in 2017
1. Surplus Anticipated	08-101	1,150,000.00	944,746.38	944,746.38
2. Surplus Anticipated with Prior Written Consent of Director of Local Government Services	08-102			
Total Surplus Anticipated	08-100	1,150,000.00	944,746.38	944,746.38
3. Miscellaneous Revenues - Section A: Local Revenues	xxxxxxx	xxxxxxxxxxx	xxxxxxxxxxx	xxxxxxxxxxx
Licenses:	xxxxxxx	xxxxxxxxxxx	xxxxxxxxxxx	xxxxxxxxxxx
Alcoholic Beverages	08-103	10,072.00	10,072.00	10,625.00
Other	08-104			
Fees and Permits	08-105	41,500.00	32,000.00	41,582.04
Fines and Costs:	xxxxxxx			
Municipal Court	08-110	62,000.00	78,500.00	62,184.48
Other	08-109			
Interest and Costs on Taxes	08-112	104,000.00	105,000.00	104,420.12
Interest and Costs on Assessments	08-115			
Parking Meters	08-111			
Interest on Investments and Deposits	08-113	315,000.00	270,000.00	260,390.16
Anticipated Utility Operating Surplus	08-114			
Capital Surplus	08-180	180,000.00	-	-

CURRENT FUND- ANTICIPATED REVENUES-(continued)

GENERAL REVENUES	FCOA	Anticipated		Realized in Cash
		2018	2017	in 2017
3. Miscellaneous Revenues - Section C: Dedicated Uniform Construction				
Code Fees Offset with Appropriations(N.J.S. 40A:4-36 & N.J.A.C 5:23-4.17)	XXXXXXX	XXXXXXXXXXX	XXXXXXXXXXX	XXXXXXXXXXX
Uniform Construction Code Fees	08-160	370,000.00	450,000.00	372,257.00
Special Item of General Revenue Anticipated with Prior Written				
Consent of Director of Local Government Services:	XXXXXXX	XXXXXXXXXXX	XXXXXXXXXXX	XXXXXXXXXXX
Additional Dedicated Uniform Construction Code Fees Offset with	XXXXXXX	XXXXXXXXXXX	XXXXXXXXXXX	XXXXXXXXXXX
Appropriations (NJS 40A:4-45.3h and NJAC 5:23-4.17)	XXXXXXX	XXXXXXXXXXX	XXXXXXXXXXX	XXXXXXXXXXX
Uniform Construction Code Fees	08-160			
Total Section C: Dedicated Uniform Construction Code Fees Offset with Appropriations	08-002	370,000.00	450,000.00	372,257.00

CURRENT FUND- ANTICIPATED REVENUES-(continued)

GENERAL REVENUES	FCOA	Anticipated		Realized in Cash
		2018	2017	in 2017
3. Miscellaneous Revenues - Section G: Special Items of General				
Revenue Anticipated with Prior Written Consent of Director of Local				
Government Services - Other Special Items (continued):	xxxxxxx	xxxxxxxxxxx	xxxxxxxxxxx	xxxxxxxxxxx
Total Section G: Special Items of General Revenue Anticipated with Prior Written	xxxxxxx			
Consent of Director of Local Government Services - Other Special Items	08-004	-	46,957.55	46,957.55

CURRENT FUND- ANTICIPATED REVENUES-(continued)

GENERAL REVENUES	FCOA	Anticipated		Realized in Cash
		2018	2017	in 2017
Summary of Revenues	xxxxxxx	xxxxxxxxxxx	xxxxxxxxxxx	xxxxxxxxxxx
1. Surplus Anticipated (Sheet 4, #1)	08-101	1,150,000.00	944,746.38	944,746.38
2. Surplus Anticipated with Prior Written Consent of Director of Local Government Services(sheet 4, #2)	08-102	-	-	-
3. Miscellaneous Revenues	xxxxxxx	xxxxxxxxxxx	xxxxxxxxxxx	xxxxxxxxxxx
Total Section A: Local Revenues	08-001	907,643.58	684,204.12	667,833.92
Total Section B: State Aid Without Offsetting Appropriations	09-001	841,753.00	841,753.00	841,753.00
Total Section C: Dedicated Uniform Construction Code Fees Offset with Appropriations	08-002	370,000.00	450,000.00	372,257.00
Special items of General Revenue Anticipated with Prior Written Consent of Total Section D: Director of Local Government Services - Shared Service Agreements	11-001	6,000.00	6,000.00	6,000.00
Special items of General Revenue Anticipated with Prior Written Consent of Total Section E:Director of Local Government Services-Additional Revenues	08-003	-	-	-
Special items of General Revenue Anticipated with Prior Written Consent of Total Section F:Director of Local Government Services-Public and Private Revenues	10-001	28,428.53	72,495.11	72,495.11
Special items of General Revenue Anticipated with Prior Written Consent of Total Section G:Director of Local Government Services-Other Special Items	08-004	-	46,957.55	46,957.55
Total Miscellaneous Revenues	13-099	2,153,825.11	2,101,409.78	2,007,296.58
4. Receipts from Delinquent Taxes	15-499	384,860.00	531,563.03	509,282.98
5. Subtotal General Revenues (Items 1,2,3 and 4)	13-199	3,688,685.11	3,577,719.19	3,461,325.94
6. Amount to be Raised by Taxes for Support of Municipal Budget:	xxxxxxx			
a) Local Tax for Municipal Purposes Including Reserve for Uncollected Taxes	07-190	2,590,456.72	2,590,456.72	xxxxxxxxxxx
b) Addition to Local District School Tax	07-191	-	-	xxxxxxxxxxx
c) Minimum Library Tax	07-192	-	-	
Total Amount to be Raised by Taxes for Support of Municipal Budget	07-199	2,590,456.72	2,590,456.72	3,242,956.40
7. Total General Revenues	13-299	6,279,141.83	6,168,175.91	6,704,282.34

CURRENT FUND - APPROPRIATIONS

8. GENERAL APPROPRIATIONS	FCOA	Appropriated				Expended 2017	
(A) Operations - within "CAPS"		for 2018	for 2017	for 2017 by Emergency Appropriation	Total for 2017 As Modified By All Transfers	Paid or Charged	Reserved
General Government Functions:							
General Administration							
Salaries & Wages	20-100-1	74,000.00	73,000.00		72,500.00	72,499.39	0.61
Other Expenses	20-100-2	72,300.00	76,950.00		82,950.00	79,962.33	2,987.67
Human Resources:							
Salaries & Wages							
Other Expenses							
Mayor & Township Committee:							
Salaries & Wages	20-110-1	36,000.00	36,000.00		35,775.00	35,769.00	6.00
Other Expenses	20-110-2	700.00	700.00		700.00	597.48	102.52
Office of Clerk:							
Salaries & Wages	20-120-1	133,000.00	130,000.00		129,550.00	129,523.99	26.01
Other Expenses	20-120-2	10,550.00	10,700.00		11,700.00	9,721.00	1,979.00
Other Expenses - Miscellaneous							

CURRENT FUND - APPROPRIATIONS

8. GENERAL APPROPRIATIONS	FCOA	Appropriated				Expended 2017	
(A) Operations - within "CAPS" -(Continued)		for 2018	for 2017	for 2017 by Emergency Appropriation	Total for 2017 As Modified By All Transfers	Paid or Charged	Reserved
General Government Functions:							
Financial Administration							
Salaries & Wages	20-130-1	125,000.00	123,000.00		122,150.00	122,139.12	10.88
Other Expenses	20-130-2	26,363.00	26,405.00		25,705.00	24,914.44	790.56
Auditing Services:							
Other Expenses	20-135-2	29,020.00	28,500.00		28,500.00	28,500.00	
Revenue Administration (Tax Collection):							
Salaries & Wages	20-145-1	68,000.00	66,000.00		66,805.00	66,803.50	1.50
Other Expenses	20-145-2	6,455.00	7,070.00		6,820.00	6,779.23	40.77
Division of Assessments:							
Salaries & Wages	20-150-1	91,000.00	90,000.00		89,525.00	89,510.98	14.02
Other Expenses	20-150-2	7,075.00	7,075.00		6,075.00	6,012.99	62.01

CURRENT FUND - APPROPRIATIONS

8. GENERAL APPROPRIATIONS	FCOA	Appropriated				Expended 2017	
(A) Operations - within "CAPS" -(Continued)		for 2018	for 2017	for 2017 by Emergency Appropriation	Total for 2017 As Modified By All Transfers	Paid or Charged	Reserved
Central Government Functions:							
Legal Services (Legal Department):							
Other Expenses	20-155-2	120,000.00	100,000.00	95,000.00	195,000.00	192,531.60	2,468.40
Engineering Services:							
Other Expenses	20-165-2	25,000.00	30,000.00		30,000.00	25,433.75	4,566.25
Historic Preservation Committee:							
Other Expenses	20-174-2	2,200.00	1,400.00		550.00	537.90	12.10
Veterans Memorial Committee:							
Other Expenses	20-175-2	1,450.00	1,450.00		1,450.00	1,243.96	206.04
Open Space Farmland Preservation:							
Salaries and Wages	20-176-1	58,000.00	57,000.00		57,545.00	57,540.52	4.48
Other Expenses	20-176-2	9,150.00	2,350.00		1,890.00	1,857.91	32.09

CURRENT FUND - APPROPRIATIONS

8. GENERAL APPROPRIATIONS	FCOA	Appropriated				Expended 2017	
(A) Operations - within "CAPS" -(Continued)		for 2018	for 2017	for 2017 by Emergency Appropriation	Total for 2017 As Modified By All Transfers	Paid or Charged	Reserved
Land Use Administration:							
Planning Board:							
Salaries & Wages	21-180-1	24,000.00	24,000.00		23,425.00	23,410.00	15.00
Other Expenses	21-180-2	33,510.00	30,520.00	25,000.00	57,320.00	57,313.63	6.37
Zoning Board of Adjustment:							
Salaries & Wages	21-185-1	24,000.00	24,000.00		23,500.00	23,491.26	8.74
Other Expenses	21-185-2	8,450.00	8,010.00		7,810.00	7,727.43	82.57
Insurance:							
General Liability	23-210-2	146,300.00	141,200.00		141,200.00	141,200.00	
Worker's Compensation	23-215-2	77,000.00	74,500.00		74,500.00	74,500.00	
Group Insurance for Employees and Retirees	23-220-2	700,000.00	768,000.00		761,700.00	758,909.69	2,790.31
Health Benefit Waiver	23-220-2	9,000.00	8,375.00		8,375.00	8,375.00	
Unemployment Insurance	23-225-2	8,000.00	8,000.00		8,000.00	7,683.95	316.05
Agricultural:							
Other Expenses	20-180-2	5,410.00	2,460.00		2,060.00	1,796.92	263.08

CURRENT FUND - APPROPRIATIONS

8. GENERAL APPROPRIATIONS (A) Operations - within "CAPS" -(Continued)	FCOA	Appropriated				Expended 2017	
		for 2018	for 2017	for 2017 by Emergency Appropriation	Total for 2017 As Modified By All Transfers	Paid or Charged	Reserved
Public Safety Functions:							
Police:							
Salaries & Wages							
Other Expenses							
Education Functions (including Library):							
Contribution to Municipal Library	29-390-2	250.00	250.00		250.00	250.00	
First Aid Organization							
Salaries & Wages							
Contribution	25-260-2	70,000.00	35,000.00		35,000.00	35,000.00	
Other Expenses	25-260-2	-	6,000.00		6,000.00	6,000.00	
Emergency Management:							
Other Expenses	25-252-2	4,000.00	7,500.00		1,100.00	287.21	812.79
Uniform Fire Safety Act:							
Salaries & Wages							
Other Expenses							

CURRENT FUND - APPROPRIATIONS

8. GENERAL APPROPRIATIONS	FCOA	Appropriated				Expended 2017	
(A) Operations - within "CAPS" -(Continued)		for 2018	for 2017	for 2017 by Emergency Appropriation	Total for 2017 As Modified By All Transfers	Paid or Charged	Reserved
Public Safety Functions:							
Prosecutor:							
Other Expenses	25-275-2	23,000.00	28,000.00		28,000.00	27,980.00	20.00
Public Defender:							
Other Expenses	43-495-2	5,000.00	5,000.00		5,000.00	1,799.50	3,200.50
Public Works Functions:							
Road Repairs & Maintenance:							
Salaries & Wages	26-290-1	394,512.72	381,971.87		366,971.87	366,971.87	
Other Expenses	26-290-2	94,032.33	114,017.50		124,017.50	117,498.30	6,519.20
Sanitation:							
Salaries & Wages	26-305-1	20,000.00	23,500.00		24,060.00	24,056.67	3.33
Other Expenses	26-305-2	140,645.00	136,800.00		138,600.00	138,600.00	
Shade Tree Commission:							
Salaries & Wages							
Other Expenses	26-300-2	10,000.00	10,300.00		9,250.00	9,235.07	14.93
Buildings & Grounds:							
Salaries & Wages	26-310-1	34,500.00	15,000.00		16,000.00	15,928.25	71.75
Other Expenses	26-310-2	64,255.00	56,680.00		62,680.00	57,997.48	4,682.52

CURRENT FUND - APPROPRIATIONS

8. GENERAL APPROPRIATIONS	FCOA	Appropriated				Expended 2017	
(A) Operations - within "CAPS" -(Continued)		for 2018	for 2017	for 2017 by Emergency Appropriation	Total for 2017 As Modified By All Transfers	Paid or Charged	Reserved
Public Works Functions:							
Vehicle Maintenance							
Salaries & Wages							
Other Expenses	26-315-2	82,370.49	88,000.00		93,000.00	79,735.90	13,264.10
Health & Human Services:							
Environmental Commission:							
Salaries & Wages	27-335-1	2,400.00	2,400.00		2,100.00	2,100.00	
Other Expenses	27-335-2	2,200.00	1,500.00		1,125.00	1,116.38	8.62
Senior Transportation:							
Other Expenses	27-330-2	11,150.00	10,700.00		11,110.00	11,109.60	0.40
Celebration of Public Events:							
Other Expenses	30-420-2	-	8,000.00		8,000.00	8,000.00	
Parks and Recreation Functions:							
Recreation:							
Salaries & Wages	28-370-1	56,000.00	55,000.00		52,325.00	52,321.96	3.04
Other Expenses	28-370-2	1,125.00	1,500.00		1,500.00	1,464.12	35.88
Maintenance of Parks:							
Other Expenses	28-375-2	19,893.00	17,975.00		17,975.00	17,893.00	82.00

CURRENT FUND - APPROPRIATIONS

8. GENERAL APPROPRIATIONS	FCOA	Appropriated				Expended 2017	
(A) Operations - within "CAPS" -(Continued)		for 2018	for 2017	for 2017 by Emergency Appropriation	Total for 2017 As Modified By All Transfers	Paid or Charged	Reserved
Municipal Court:							
Salaries & Wages	43-490-1	119,000.00	116,000.00		116,425.00	116,422.56	2.44
Other Expenses	43-490-2	18,900.00	19,600.00		18,600.00	17,187.13	1,412.87
Utility Expenses & Bulk Purchases:							
Electricity	31-430-2	51,000.00	47,000.00		47,000.00	45,747.60	1,252.40
Street Lighting	31-435-2	96,000.00	91,000.00		94,500.00	94,295.35	204.65
Telephone	31-440-2	35,000.00	29,000.00		33,000.00	31,696.81	1,303.19
Gas (Natural)	31-446-2	32,600.00	30,000.00		31,500.00	31,004.31	495.69
Gasoline/Diesel Fuel	31-460-2	47,610.95	34,135.63		36,635.63	36,635.63	
Landfill/Solid Waste Disposal Costs:							
Other Expenses	32-465-2	20,289.70	20,000.00		15,135.00	15,131.22	3.78

CURRENT FUND - APPROPRIATIONS

8. GENERAL APPROPRIATIONS	FCOA	Appropriated				Expended 2017	
(A) Operations - within "CAPS" -(Continued)		for 2018	for 2017	for 2017 by Emergency Appropriation	Total for 2017 As Modified By All Transfers	Paid or Charged	Reserved
Uniform Construction Code - Appropriations	XXXXXXX	XXXXXXXXXXXX	XXXXXXXXXXXX	XXXXXXXXXXXX	XXXXXXXXXXXX	XXXXXXXXXXXX	XXXXXXXXXXXX
Offset by Dedicated Revenues (N.J.A.C. 5:23-4.17)	XXXXXXX	XXXXXXXXXXXX	XXXXXXXXXXXX	XXXXXXXXXXXX	XXXXXXXXXXXX	XXXXXXXXXXXX	XXXXXXXXXXXX
State Uniform Construction Code							
Construction Official:	22-195						
Salaries and Wages	22-195-1	275,000.00	246,000.00		242,275.00	242,252.17	22.83
Other Expenses	22-195-2		6,815.00		6,815.00	6,778.69	36.31
Direct Costs		83,600.00					
Indirect Costs		11,400.00					
Other Code Enforcement Function:							
Salaries and Wages	22-200-1	38,000.00	48,000.00		44,330.00	44,323.69	6.31
Other Expenses	22-200-2	20,890.00	19,690.00		26,190.00	25,948.77	241.23

CURRENT FUND - APPROPRIATIONS

8. GENERAL APPROPRIATIONS		Appropriated				Expended 2017	
(A) Operations - within "CAPS" -(Continued)	FCOA	for 2018	for 2017	for 2017 by Emergency Appropriation	Total for 2017 As Modified By All Transfers	Paid or Charged	Reserved
UNCLASSIFIED (CONTINUED):	XXXXXXX	XXXXXXXXXXXX	XXXXXXXXXXXX	XXXXXXXXXXXX	XXXXXXXXXXXX	XXXXXXXXXXXX	XXXXXXXXXXXX
Total Operations {item 8(A)} within "CAPS"	34-199	3,815,557.19	3,669,000.00	120,000.00	3,789,550.00	3,739,056.21	50,493.79
B. Contingent	35-470						
Total Operations Including Contingent-within "CAPS"	34-201	3,815,557.19	3,669,000.00	120,000.00	3,789,550.00	3,739,056.21	50,493.79
Detail:							
Salaries and Wages	34-201-1	1,572,412.72	1,510,871.87	-	1,485,261.87	1,485,064.93	196.94
Other Expenses (Including Contingent)	34-201-2	2,243,144.47	2,158,128.13	120,000.00	2,304,288.13	2,253,991.28	50,296.85

CURRENT FUND - APPROPRIATIONS

8. GENERAL APPROPRIATIONS	FCOA	Appropriated				Expended 2017	
		for 2018	for 2017	for 2017 by Emergency Appropriation	Total for 2017 As Modified By All Transfers	Paid or Charged	Reserved
(E) Deferred Charges and Statutory Expenditures-	xxxxxxx	xxxxxxxxxxx	xxxxxxxxxxx	xxxxxxxxxxx	xxxxxxxxxxx	xxxxxxxxxxx	xxxxxxxxxxx
Municipal within "CAPS"(continued)	xxxxxxx	xxxxxxxxxxx	xxxxxxxxxxx	xxxxxxxxxxx	xxxxxxxxxxx	xxxxxxxxxxx	xxxxxxxxxxx
(2) STATUTORY EXPENDITURES:	xxxxxxx	xxxxxxxxxxx	xxxxxxxxxxx	xxxxxxxxxxx	xxxxxxxxxxx	xxxxxxxxxxx	xxxxxxxxxxx
Contribution to:							
Public Employees' Retirement System	36-471	162,898.49	149,518.00		149,518.00	149,518.00	
Social Security System (O.A.S.I.)	36-472	110,000.00	114,000.00		114,400.00	114,263.18	136.82
Consolidated Police and Firemen's Pension Fund	36-474						
Police and Firemen's Retirement System of N.J.	36-475						
Unemployment Insurance	23-225						
Defined Contribution Retirement Program	36-477	5,500.00	6,500.00		5,550.00	5,545.92	4.08
Total Deferred Charges and Statutory							
Expenditures - Municipal within "CAPS"	34-209	278,398.49	270,018.00	-	269,468.00	269,327.10	140.90
(F) Judgments	37-480						
(G) Cash Deficit of Preceding Year	46-855						
(H-1)Total General Appropriations for Municipal							
Purposes within "Caps"	34-299	4,093,955.68	3,939,018.00	120,000.00	4,059,018.00	4,008,383.31	50,634.69

CURRENT FUND - APPROPRIATIONS

8. GENERAL APPROPRIATIONS	FCOA	Appropriated				Expended 2017	
(A) Operations - Excluded from "CAPS"		for 2018	for 2017	for 2017 by Emergency Appropriation	Total for 2017 As Modified By All Transfers	Paid or Charged	Reserved
Employee Group Health							
(PL 2007, Chapter 62)	23-220-2		-				
County of Monmouth - 911 Service							
Other Expenses	25-250-2	25,038.35	25,038.35		25,038.35	25,038.35	
Length of Service Awards Program (LOSAP)							
Other Expenses	30-417-2	-	10,282.00		10,282.00	10,282.00	
Declared SOE Costs: Snow Removal S&R S/W	26-290-1	31,487.28	8,028.13		8,028.13	8,028.13	
Declared SOE Costs: Snow Removal S&R OE	26-290-2	32,417.67	9,537.25		9,537.25	9,537.25	
Declared SOE Costs: Snow Removal Gasoline OE	31-460-2	2,389.05	864.37		864.37	864.37	
Declared SOE Costs: Vehicle Maintenance OE	26-315-2	5,629.51	-		-	-	

CURRENT FUND - APPROPRIATIONS

8. GENERAL APPROPRIATIONS	FCOA	Appropriated				Expended 2017	
(A) Operations - Excluded from "CAPS"		for 2018	for 2017	for 2017 by Emergency Appropriation	Total for 2017 As Modified By All Transfers	Paid or Charged	Reserved
Uniform Construction Code Appropriations	xxxxxxx	xxxxxxxxxxx	xxxxxxxxxxx	xxxxxxxxxxx	xxxxxxxxxxx	xxxxxxxxxxx	xxxxxxxxxxx
Offset by Increased Fee Revenues (NJAC 5:23-4.17)	xxxxxxx	xxxxxxxxxxx	xxxxxxxxxxx	xxxxxxxxxxx	xxxxxxxxxxx	xxxxxxxxxxx	xxxxxxxxxxx
Total Uniform Construction Code Appropriations	22-999	-	-	-	-	-	-

CURRENT FUND - APPROPRIATIONS

8. GENERAL APPROPRIATIONS	FCOA	Appropriated				Expended 2017	
(A) Operations - Excluded from "CAPS"		for 2018	for 2017	for 2017 by Emergency Appropriation	Total for 2017 As Modified By All Transfers	Paid or Charged	Reserved
Shared Service Agreements:	XXXXXXX	XXXXXXXXXX	XXXXXXXXXX	XXXXXXXXXX	XXXXXXXXXX	XXXXXXXXXX	XXXXXXXXXX
Animal Control Services							
Other Expenses	27-340-2	19,119.00	19,119.00		19,119.00	19,119.00	
Interlocal Municipal Court (Roosevelt)							
Salaries and Wages	43-490-1	5,200.00	5,200.00		5,200.00	5,200.00	
Other Expenses	43-490-2	800.00	800.00		800.00	800.00	
Total Shared Service Agreements	42-999	25,119.00	25,119.00	-	25,119.00	25,119.00	-

CURRENT FUND - APPROPRIATIONS

8. GENERAL APPROPRIATIONS	FCOA	Appropriated				Expended 2017	
(A) Operations - Excluded from "CAPS"		for 2018	for 2017	for 2017 by Emergency Appropriation	Total for 2017 As Modified By All Transfers	Paid or Charged	Reserved
Shared Service Agreements	XXXXXXX	XXXXXXXXXXXX	XXXXXXXXXXXX	XXXXXXXXXXXX	XXXXXXXXXXXX	XXXXXXXXXXXX	XXXXXXXXXXXX
Total Shared Service Agreements	42-999	25,119.00	25,119.00	-	25,119.00	25,119.00	-

CURRENT FUND - APPROPRIATIONS

8. GENERAL APPROPRIATIONS	FCOA	Appropriated				Expended 2017	
(A) Operations - Excluded from "CAPS"		for 2018	for 2017	for 2017 by Emergency Appropriation	Total for 2017 As Modified By All Transfers	Paid or Charged	Reserved
Public and Private Programs Offset by Revenues:	xxxxxxx	xxxxxxxxxxx	xxxxxxxxxxx	xxxxxxxxxxx	xxxxxxxxxxx	xxxxxxxxxxx	xxxxxxxxxxx
Local Matching Funds for Grants	40-700-2	1,000.00	2,000.00		2,000.00	-	2,000.00
Municipal Alliance Grant							
State Share	41-700-2	20,000.00	20,000.00		20,000.00	20,000.00	
Local Share	40-700-2	5,000.00	5,000.00		5,000.00	5,000.00	
Clean Communities Program							
Other Expenses	41-700-2	-	39,473.20		39,473.20	39,473.20	
Supplemental Fire Services Program							
Fire District Payment	40-700-2	1,978.00	1,978.00		1,978.00	1,978.00	
Recycling Tonnage Grant	41-700-2	8,428.53	3,021.91		3,021.91	3,021.91	
CFMP (Community Forrestry Management Plan) Grant	41-713-1	-	10,000.00		10,000.00	10,000.00	

CURRENT FUND - APPROPRIATIONS

8. GENERAL APPROPRIATIONS (C) Capital Improvements - Excluded from "CAPS" (Continued)	FCOA	Appropriated				Expended 2017	
		for 2018	for 2017	for 2017 by Emergency Appropriation	Total for 2017 As Modified By All Transfers	Paid or Charged	Reserved
Public and Private Programs Offset by Revenues:	xxxxxxx	xxxxxxxxxxx	xxxxxxxxxxx	xxxxxxxxxxx	xxxxxxxxxxx	xxxxxxxxxxx	xxxxxxxxxxx
New Jersey DOT Trust Fund Authority Act	41-865						
Total Capital Improvements Excluded from "CAPS"	44-999	62,000.00	49,000.00	-	49,000.00	49,000.00	-

CURRENT FUND - APPROPRIATIONS

8. GENERAL APPROPRIATIONS (D)Municipal Debt Service - Excluded from "CAPS"	FCOA	Appropriated				Expended 2017	
		for 2018	for 2017	for 2017 by Emergency Appropriation	Total for 2017 As Modified By All Transfers	Paid or Charged	Reserved
Payment of Bond Principal	45-920	545,000.00	525,000.00		525,000.00	525,000.00	XXXXXXXXXX
Payment of Bond Anticipation Notes and Capital Notes	45-925	151,960.70	218,708.11		218,708.11	218,708.11	XXXXXXXXXX
Interest on Bonds	45-930	285,210.56	252,250.00		252,250.00	252,246.84	XXXXXXXXXX
Interest on Notes	45-935	137,527.50	122,667.59		122,667.59	122,667.58	XXXXXXXXXX
Green Trust Loan Program:	XXXXXX	XXXXXXXXXX	XXXXXXXXXX	XXXXXXXXXX	XXXXXXXXXX	XXXXXXXXXX	XXXXXXXXXX
Loan Repayments for Principal and Interest	45-940						XXXXXXXXXX
							XXXXXXXXXX
							XXXXXXXXXX
							XXXXXXXXXX
							XXXXXXXXXX
Capital Lease Obligations	45-941						XXXXXXXXXX
Principal	45-841	-	67,800.00		67,800.00	67,800.00	XXXXXXXXXX
Interest	45-941	-	3,390.00		3,390.00	3,384.93	XXXXXXXXXX
							XXXXXXXXXX
							XXXXXXXXXX
							XXXXXXXXXX
							XXXXXXXXXX
Total Municipal Debt Service-Excluded from "CAPS"	45-999	1,119,698.76	1,189,815.70	-	1,189,815.70	1,189,807.46	XXXXXXXXXX

CURRENT FUND - APPROPRIATIONS

8. GENERAL APPROPRIATIONS	FCOA	Appropriated				Expended 2017	
(E) Deferred Charges - Municipal Excluded from "CAPS"		for 2018	for 2017	for 2017 by Emergency Appropriation	Total for 2017 As Modified By All Transfers	Paid or Charged	Reserved
(1) DEFERRED CHARGES:	xxxxxxx	xxxxxxxxxxx	xxxxxxxxxxx	xxxxxxxxxxx	xxxxxxxxxxx	xxxxxxxxxxx	xxxxxxxxxxx
Emergency Authorizations	46-870	120,000.00		xxxxxxxxxxx			xxxxxxxxxxx
Special Emergency Authorizations-				xxxxxxxxxxx			xxxxxxxxxxx
5 Years(N.J.S.40A:4-55)	46-875			xxxxxxxxxxx			xxxxxxxxxxx
Special Emergency Authorizations-				xxxxxxxxxxx			xxxxxxxxxxx
3 Years (N.J.S. 40A:4-55.1 & 40A:4-55.13)	46-871			xxxxxxxxxxx			xxxxxxxxxxx
				xxxxxxxxxxx			xxxxxxxxxxx
				xxxxxxxxxxx			xxxxxxxxxxx
				xxxxxxxxxxx			xxxxxxxxxxx
Total Deferred Charges - Municipal-				xxxxxxxxxxx			xxxxxxxxxxx
Excluded from "CAPS"	46-999	120,000.00	-	xxxxxxxxxxx	-	-	xxxxxxxxxxx
(F) Judgments (N.J.S.A. 40A:4-45.3cc)	37-480			xxxxxxxxxxx			xxxxxxxxxxx
(N)Transferred to Board of Education for Use of				xxxxxxxxxxx			xxxxxxxxxxx
Local Schools (N.J.S.A. 40:48-17.1 & 17.3)	29-405			xxxxxxxxxxx			xxxxxxxxxxx
				xxxxxxxxxxx			xxxxxxxxxxx
(G)With Prior Consent of Local Finance Board:				xxxxxxxxxxx			xxxxxxxxxxx
Cash Deficit of Preceding Year	46-885			xxxxxxxxxxx			xxxxxxxxxxx
				xxxxxxxxxxx			xxxxxxxxxxx
(H-2) Total General Appropriations for Municipal				xxxxxxxxxxx			xxxxxxxxxxx
Purposes Excluded from "CAPS"	34-309	1,460,186.15	1,399,157.91	-	1,399,157.91	1,397,149.67	2,000.00

CURRENT FUND - APPROPRIATIONS

8. GENERAL APPROPRIATIONS	FCOA	Appropriated				Expended 2017	
		for 2018	for 2017	for 2017 by Emergency Appropriation	Total for 2017 As Modified By All Transfers	Paid or Charged	Reserved
For Local District School Purposes-Excluded from "CAPS"	xxxxxx	xxxxxxxxxxx	xxxxxxxxxxx	xxxxxxxxxxx	xxxxxxxxxxx	xxxxxxxxxxx	xxxxxxxxxxx
(1) Type 1 District School Debt Service	xxxxxx	xxxxxxxxxxx	xxxxxxxxxxx	xxxxxxxxxxx	xxxxxxxxxxx	xxxxxxxxxxx	xxxxxxxxxxx
Payment of Bond Principal	48-920						xxxxxxxxxxx
Payment of Bond Anticipation Notes	48-925						xxxxxxxxxxx
Interest on Bonds	48-930						xxxxxxxxxxx
Interest on Notes	48-935						xxxxxxxxxxx
Total of Type 1 District School Debt Service -Excluded from "CAPS"	48-999	-	-	-	-	-	xxxxxxxxxxx
(J) Deferred Charges and Statutory Expenditures- Local School - Excluded from "CAPS"	xxxxxx	xxxxxxxxxxx	xxxxxxxxxxx	xxxxxxxxxxx	xxxxxxxxxxx	xxxxxxxxxxx	xxxxxxxxxxx
Emergency Authorizations - Schools	29-406			xxxxxxxxxxx			xxxxxxxxxxx
Capital Project for Land, Building or Equipment N.J.S. 18A:27	29-407						xxxxxxxxxxx
Total of Deferred Charges and Statutory Expenditures- Local School- Excluded from "CAPS"	29-409	-	-	-	-	-	xxxxxxxxxxx
(K) Total Municipal Appropriations for Local District School Purposes {(item (1) and (j))- Excluded from "CAPS"	29-410	-	-	-	-	-	xxxxxxxxxxx
(O) Total General Appropriations - Excluded from "CAPS"	34-399	1,460,186.15	1,399,157.91	-	1,399,157.91	1,397,149.67	2,000.00
(L) Subtotal General Appropriations {items (H-1) and (O)}	34-400	5,554,141.83	5,338,175.91	120,000.00	5,458,175.91	5,405,532.98	52,634.69
(M) Reserve for Uncollected Taxes	50-899	725,000.00	830,000.00	xxxxxxxxxxx	830,000.00	830,000.00	xxxxxxxxxxx
9. Total General Appropriations	34-499	6,279,141.83	6,168,175.91	120,000.00	6,288,175.91	6,235,532.98	52,634.69

CURRENT FUND - APPROPRIATIONS

8. GENERAL APPROPRIATIONS Summary of Appropriations	FCOA	Appropriated				Expended 2017	
		for 2018	for 2017	for 2017 by Emergency Appropriation	Total for 2017 As Modified By All Transfers	Paid or Charged	Reserved
(H-1) Total General Appropriations for Municipal Purposes within "CAPS"	34-299	4,093,955.68	3,939,018.00	120,000.00	4,059,018.00	4,008,383.31	50,634.69
	xxxxxxx						
(A) Operations- Excluded from "CAPS"	xxxxxxx	xxxxxxxxxxx	xxxxxxxxxxx	xxxxxxxxxxx	xxxxxxxxxxx	xxxxxxxxxxx	xxxxxxxxxxx
Other Operations	34-300	96,961.86	53,750.10	-	53,750.10	53,750.10	-
Uniform Construction Code	22-999	-	-	-	-	-	-
Shared Service Agreements	42-999	25,119.00	25,119.00	-	25,119.00	25,119.00	-
Additional Appropriations Offset by Revs.	34-303	-	-	-	-	-	-
Public & Private Progs Offset by Revs.	40-999	36,406.53	81,473.11	-	81,473.11	79,473.11	2,000.00
Total Operations- Excluded from "CAPS"	34-305	158,487.39	160,342.21	-	160,342.21	158,342.21	2,000.00
(C) Capital Improvements	44-999	62,000.00	49,000.00	-	49,000.00	49,000.00	-
(D) Municipal Debt Service	45-999	1,119,698.76	1,189,815.70	-	1,189,815.70	1,189,807.46	xxxxxxxxxxx
(E) Total Deferred Charges (sheet 28)	46-999	120,000.00	-	xxxxxxxxxxx	-	-	xxxxxxxxxxx
(F) Judgments	37-480	-	-	xxxxxxxxxxx	-	-	xxxxxxxxxxx
(G) Cash Deficit	46-885	-	-	xxxxxxxxxxx	-	-	xxxxxxxxxxx
(K) Local District School Purposes	24-410	-	-	-	-	-	xxxxxxxxxxx
(N) Transferred to Board of Education	29-405	-	-	xxxxxxxxxxx	-	-	xxxxxxxxxxx
(M) Reserve for Uncollected Taxes	50-899	725,000.00	830,000.00	xxxxxxxxxxx	830,000.00	830,000.00	xxxxxxxxxxx
Total General Appropriations	34-499	6,279,141.83	6,168,175.91	120,000.00	6,288,175.91	6,235,532.98	52,634.69

N/A

SHEETS 31 TO 37

DEDICATED ASSESSMENT BUDGET		UTILITY		
14. DEDICATED REVENUE FROM	FCOA	2018	2017	Realized In Cash 2017
Assessment Cash	53-101			
Deficit (_____)	53-885			
Total _____ Assessment Revenues	53-899	-	-	-
				Expended 2017 Paid or Charged
15. APPROPRIATIONS FOR ASSESSMENT DEBT	FCOA	2018	2017	
Payment of Bond Principal	53-920			
Payment of Bond Anticipation Notes	53-925			
Total _____ Utility Assessment Appropriations	53-999	-	-	-

Dedication by Rider- (N.J.S. 40a:4-39) The dedicated revenues anticipated during the year 2018 from Animal Control;; State or Federal Aid for Maintenance of Libraries, Bequest, Escheat; Federal Grant; Construction Code Fees Due Hackensack Meadowlands Development Commission; Outside Employment of Off-Duty Municipal Police Officers; Unemployment Compensation Insurance; Reimbursement of Sale of Gasoline to State Automobiles; State Training Fees - Uniform Construction Code Act; Older Americans Act - Program Contributions; Municipal Alliance on Alcoholism and Drug Abuse - Program Income;

Housing & Community Development Act; Self Insurance Programs; Developer's Escrow; Open Space, Recreation, Farmland & Historic Preservation Trust;

Municipal Public Defender; Storm Reserve Trust Fund; Municipal Alliance on Alcohol and Drug Abuse;

Recreation Trust; Shade Tree Trust; Basin Maintenance Trust; Parking Offenses Adjudication Act; and Veterans Memorial Trust.

are hereby anticipated as revenue and are hereby appropriated for the purposes to which said revenue is dedicated by statute or other legal requirement.

(Insert additional appropriate titles in space above when applicable, if resolution for rider has been approved by the Director)

APPENDIX TO BUDGET STATEMENT

CURRENT FUND BALANCE SHEET - DECEMBER 31, 2017

ASSETS		
Cash and Investments	1110100	18,934,215.20
Due from State of N.J.(c20,P.L. 1971)	1111000	500.00
Federal and State Grants Receivable	1110200	
Receivables with Offsetting Reserves:	xxxxxxx	xxxxxxxxxxx
Taxes Receivable	1110300	303,057.67
Tax Title Liens Receivable	1110400	281,303.84
Property Acquired by Tax Title Lien Liquidation	1110500	
Other Receivables	1110600	5,501.96
Deferred Charges Required to be in 2018 Budget	1110700	120,000.00
Deferred Charges Required to be in Budgets Subsequent to 2018	1110800	
Total Assets	1110900	19,644,578.67

LIABILITIES, RESERVES AND SURPLUS

*Cash Liabilities	2110100	17,278,496.22
Reserves for Receivables	2110200	589,863.47
Surplus	2110300	1,776,218.98
Total Liabilities, Reserves and Surplus		19,644,578.67

School Tax Levy Unpaid	2220110	15,661,014.00
Less School Tax Deferred	2220200	2,000,000.00
*Balance Included in Above "Cash Liabilities"	2220300	13,661,014.00

COMPARATIVE STATEMENT OF CURRENT FUND OPERATIONS AND CHANGE IN CURRENT SURPLUS

		YEAR 2017	YEAR 2016
Surplus Balance, January 1st	2310100	1,873,075.55	1,852,311.19
CURRENT REVENUE ON A CASH BASIS			
Current Taxes			
*(Percentage collected: 2017 99.19%, 2016 98.73%)	2310200	42,157,294.53	41,397,931.08
Delinquent Taxes	2310300	509,282.98	547,112.87
Other Revenues and Additions to Income	2310400	2,439,856.72	2,813,187.71
Total Funds	2310500	46,979,509.78	46,610,542.85
EXPENDITURES AND TAX REQUIREMENTS:			
Municipal Appropriations	2310600	5,458,167.67	5,626,171.60
School Taxes (Including Local and Regional)	2310700	31,322,024.00	30,880,311.00
County Taxes(Including Added Tax Amounts)	2310800	5,455,934.39	5,376,662.05
Special District Taxes	2310900	2,966,379.74	2,854,264.75
Other Expenditures and Deductions from Income	2311000	785.00	57.90
Total Expenditures and Tax Requirements	2311100	45,203,290.80	44,737,467.30
Less: Expenditures to be Raised by Future Taxes	2311200		-
Total Adjusted Expenditures and Tax Requirements	2311300	45,203,290.80	44,737,467.30
Surplus Balance - December 31st	2311400	1,776,218.98	1,873,075.55

*Nearest even percentage may be used

Proposed Use of Current Fund Surplus in 2018 Budget

Surplus Balance December 31, 2017	2311500	1,776,218.98
Current Surplus Anticipated in 2018 Budget	2311600	1,150,000.00
Surplus Balance Remaining	2311700	626,218.98

(Important: This appendix must be included in advertisement of budget.)

2018

CAPITAL BUDGET AND CAPITAL IMPROVEMENT PROGRAM

This section is included with the Annual Budget pursuant to N.J.S.C. 5:30-4. It does not in itself confer any authorization to raise or expend funds. Rather it is a document used as part of the local unit's planning and management program. Specific authorization to expend funds for purposes described in this section must be granted elsewhere, by a separate bond ordinance, by inclusion of a line item in the Capital Improvement Section of this budget, by an ordinance taking the money from the Capital Improvement Fund, or other lawful means.

CAPITAL BUDGET

- A plan for all capital expenditures for the current fiscal year.
If no Capital Budget is included, check the reason why:

- Total capital expenditures this year do not exceed \$25,000, including appropriations for Capital Improvement Fund, Capital Line Items and Down Payments on Improvements.
- No bond ordinances are planned this year.

CAPITAL IMPROVEMENT PROGRAM

- A multi-year list of planned capital projects, including the current year.
Check appropriate box for number of years covered, including current year:

- 3 years. (Population under 10,000)
- 6 years. (Over 10,000 and all county governments)
- ____ years. (Exceeding minimum time period)
- Check if municipality is under 10,000, has not expended more than \$25,000 annually for capital purposes in immediately previous three years, and is not adopting CIP.

NARRATIVE FOR CAPITAL IMPROVEMENT PROGRAM

**CAPITAL BUDGET (Current Year Action)
2018**

Local Unit

Township of Millstone

1 PROJECT TITLE	2 PROJECT NUMBER	3 ESTIMATED TOTAL COST	4 AMOUNTS RESERVED IN PRIOR YEARS	PLANNED FUNDING SERVICES FOR CURRENT YEAR - 2018					6 TO BE FUNDED IN FUTURE YEARS	
				5a 2018 Budget Appropriations	5b Capital Improvement Fund	5c Capital Surplus	5d Grants in Aid and Other Funds	5e Debt Authorized		
GENERAL CAPITAL:		-								
Various Technology/Safety & Building Improvements	1	280,000.00			14,000.00			266,000.00		
Acquisition of DPW Vehicles & Equipment	2	310,000.00			15,500.00			294,500.00		
Road Program - 2018	3	900,000.00			32,500.00		250,000.00	617,500.00		
Community Recreation Facilities (Rec T)	4	250,000.00					250,000.00			
		-								
		-								
		-								
		-								
		-								
		-								
		-								
		-								
		-								
		-								
		-								
		-								
		-								
		-								
		-								
		-								
TOTAL - ALL PROJECTS	33-199	1,740,000.00	-		-	62,000.00	-	500,000.00	1,178,000.00	-

**6 YEAR CAPITAL PROGRAM 2018 to 2023
Anticipated Project Schedule and Funding Requirements**

Local Unit

Township of Millstone

PROJECT TITLE	2 PROJECT NUMBER	3 ESTIMATED TOTAL COSTS	4 ESTIMATED COMPLETION TIME	5a 2018	5b 2019	5c 2020	5d 2021	5e 2022	5f 2023
GENERAL CAPITAL:		-							
Various Technology/Safety & Building Improvements	1	280,000.00		280,000.00					
Acquisition of DPW Vehicles & Equipment	2	310,000.00		310,000.00					
Road Program - 2018	3	900,000.00		900,000.00					
Community Recreation Facilities (Rec T)	4	250,000.00		250,000.00					
Acquisition of DPW Vehicles & Equipment - 2019	5	354,000.00			354,000.00				
Road Program - 2019	6	900,000.00			900,000.00				
Acquisition of DPW Vehicles & Equipment - 2020	7	444,500.00				444,500.00			
Road Program - 2020	8	900,000.00				900,000.00			
Acquisition of DPW Vehicles & Equipment - 2021	9	359,156.00					359,156.00		
Road Program - 2021	10	900,000.00					900,000.00		
Acquisition of DPW Vehicles & Equipment - 2022	11	350,000.00						350,000.00	
Road Program - 2022	12	900,000.00						900,000.00	
Acquisition of DPW Vehicles & Equipment - 2023	13	257,565.00							257,565.00
Road Program - 2023	14	900,000.00							900,000.00
		-							
		-							
		-							
		-							
		-							
		-							
		-							
TOTAL - ALL PROJECTS	33-299	8,005,221.00		1,740,000.00	1,254,000.00	1,344,500.00	1,259,156.00	1,250,000.00	1,157,565.00

**6 YEAR CAPITAL PROGRAM 2018 to 2023
SUMMARY OF ANTICIPATED FUNDING SOURCES AND AMOUNTS**

Local Unit

Township of Millstone

1 PROJECT TITLE	2 Estimated Total Cost	BUDGET APPROPRIATIONS		4 Capital Improve- ment Fund	5 Capital Surplus	6 Grants-in- Aid and Other Funds	BONDS AND NOTES				
		3a Current Year 2018	3b Future Years				7a General	7b Self Liquidating	7c Assessment	7d School	
GENERAL CAPITAL:	-										
Various Technology/Safety & Building Improvements	280,000.00			14,000.00			266,000.00				
Acquisition of DPW Vehicles & Equipment	310,000.00			15,500.00			294,500.00				
Road Program - 2018	900,000.00			32,500.00		250,000.00	617,500.00				
Community Recreation Facilities	250,000.00			-		250,000.00	-				
Acquisition of DPW Vehicles & Equipment - 2019	354,000.00			17,700.00			336,300.00				
Road Program - 2019	900,000.00			45,000.00			855,000.00				
Acquisition of DPW Vehicles & Equipment - 2020	444,500.00			22,225.00			422,275.00				
Road Program - 2020	900,000.00			45,000.00			855,000.00				
Acquisition of DPW Vehicles & Equipment - 2021	359,156.00			17,957.80			341,198.20				
Road Program - 2021	900,000.00			45,000.00			855,000.00				
Acquisition of DPW Vehicles & Equipment - 2022	350,000.00			17,500.00			332,500.00				
Road Program - 2022	900,000.00			45,000.00			855,000.00				
Acquisition of DPW Vehicles & Equipment - 2023	257,565.00			12,878.25			244,686.75				
Road Program - 2023	900,000.00			45,000.00			855,000.00				
	-										
	-										
	-										
	-										
	-										
	-										
TOTAL - ALL PROJECTS 33-399	8,005,221.00	-	-	375,261.05	-	500,000.00	7,129,959.95	-	-	-	

N/A

SHEETS 41 TO 42

LOCAL UNIT Township of Millstone MUNICIPAL OPEN SPACE, RECREATION, FARMLAND AND HISTORIC PRESERVATION TRUST FUND

DEDICATED REVENUES	FCOA	Anticipated		Realized in Cash	APPROPRIATIONS	FCOA	Appropriated		Expended 2017	
		2018	2017	2017			2018	2017	Paid or Charged	Reserved
FROM TRUST FUND										
Amount To Be Raised By Taxation	54-190	1,122,349.24	1,117,486.40	1,117,486.40	Development of Lands for Recreation and Conservation:		xxxxxxx	xxxxxxx	xxxxxxx	xxxxxxx
					Salaries & Wages	54-385-1				-
Interest Income	54-113				Other Expenses	54-385-2				-
					Maintenance of Lands for Recreation and Conservation:		xxxxxxx	xxxxxxx	xxxxxxx	xxxxxxx
Reserve Funds:					Salaries & Wages	54-375-1				-
					Other Expenses	54-375-2				-
					Historic Preservation:		xxxxxxx	xxxxxxx	xxxxxxx	xxxxxxx
					Salaries & Wages	54-176-1				-
					Other Expenses	54-176-2				-
					Acquisition of Lands for Recreation and Conservation:	54-915-2				-
Total Trust Fund Revenues:	54-299	1,122,349.24	1,117,486.40	1,117,486.40	Acquisition of Farmland	54-916-2				-
Summary of Program					Down Payments on Improvements	54-906-2				-
Year Referendum Passed/Implemented:			1995/1997/1999/2006		Debt Service:		xxxxxxx	xxxxxxx	xxxxxxx	xxxxxxx
			(Date)		Payment of Bond Principal	54-920-2	42,566.21	41,727.50	41,727.50	xxxxxxx
Rate Assessed:		\$	0.06		Payment of Bond Anticipation Notes and Capital Notes	54-925-2	270,000.00	94,452.00	94,452.00	xxxxxxx
Total Tax Collected to date		\$	15,088,714.89		Interest on Bonds	54-930-2	112,182.33	1,478.28	1,478.28	xxxxxxx
Total Expended to date:		\$	16,704,074.84		Interest on Notes	54-935-2	203,392.91	63,646.65	63,646.65	xxxxxxx
Total Acreage Preserved to date			7,126		Reserve for Future Use	54-950-2	494,207.89	916,181.97		916,181.97
			(Acres)		Total Trust Fund Appropriations:	54-499	1,122,349.34	1,117,486.40	201,304.43	916,181.97
Recreation land preserved in 2017 :			68.03							
			(Acres)							
Farmland preserved in 2017 :			29.80							
			(Acres)							

Annual List of Change Orders Approved
Pursuant to N.J.A.C. 5:30-11

Contracting Unit: Township of Millstone

Year Ending: 12/31/2017


The following is a complete list of all change orders which caused the originally awarded contract price to be exceeded by more than 20 percent. For regulatory details please consult N.J.A.C. 5:30-11.1 et. Seq. Please identify each change order by name of the project.

1
2
3
4

For each change order listed above, submit with introduced budget a copy of the governing body resolution authorizing the change order and an Affidavit of Publication for the newspaper notice required by N.J.A.C. 5:30-11.9(d). (Affidavit must include a copy of the newspaper notice.)

If you have not had a change order exceeding the 20 percent threshold for the year indicated above, please check here and certify below.

Date



Clerk of the Governing Body