



TOWNSHIP OF  
**MILLSTONE**

**MUNICIPAL BUILDING**  
470 STAGE COACH ROAD  
MILLSTONE TOWNSHIP, NJ 08510  
732-446-4249


**MUNICIPAL COURT**  
215 MILLSTONE ROAD  
MILLSTONE TOWNSHIP, NJ 08535  
732-446-6219



# 2020 Municipal Budget Presentation

*June 3, 2020*


# Township of Millstone




## 2020 Budget Summary

Title:	2020-Estimated	2019-Actual	\$ Change	% Change
Net Valuation Taxable	\$1,882,865,731.00	\$1,875,523,218.00	\$7,342,513.00	0.39%
Local Amount to be Raised by Taxation	\$3,319,260.78	\$3,132,327.98	\$186,932.80	5.91%
Local Municipal Tax Rate	\$0.176	\$0.167	\$0.01	5.91%
Tax Collection Rate Used to Calculate RFUT	98.38%	98.35%		
Penny Impact	\$188,286.57	\$187,552.32	\$734.25	0.39%
Average Home Assessment*	\$528,310.00	\$527,345.00	\$965.00	0.18%
Average Home Local Municipal Taxes	\$929.83	\$880.67	\$49.16	5.91%

## Accomplishments


 Levy Cap

 Appropriation Cap

## Notes

\* Please note that the calculation has been revised to include Farm Houses, but not Farm Qualified

# 2020 Emergency Medical Service



## Overview:


*The Township of Millstone is in need of a plan to provide their citizens with timely and affordable Emergency Medical Service. The major addition to the 2020 Budget is addressing this new need for the Township. Once performed on a volunteer basis, the EMS service now needs to be funded by the municipality to ensure that citizens are receiving the care and attention they need, when they need it most. An outsourced service was being utilized to perform this service in 2019. This service that performed the function for the 2019 year has increased prices to a point where the municipality cannot afford to continue with the contract and, more importantly, the EMS service provided to the citizens was lacking in timeliness and quality of service.*

*To solve this budget issue, **The Township and the Millstone Township Fire District** have stepped up and are creating a shared service agreement for implementation in the second half of 2020 year.*

## *Shared Services Advantages:*

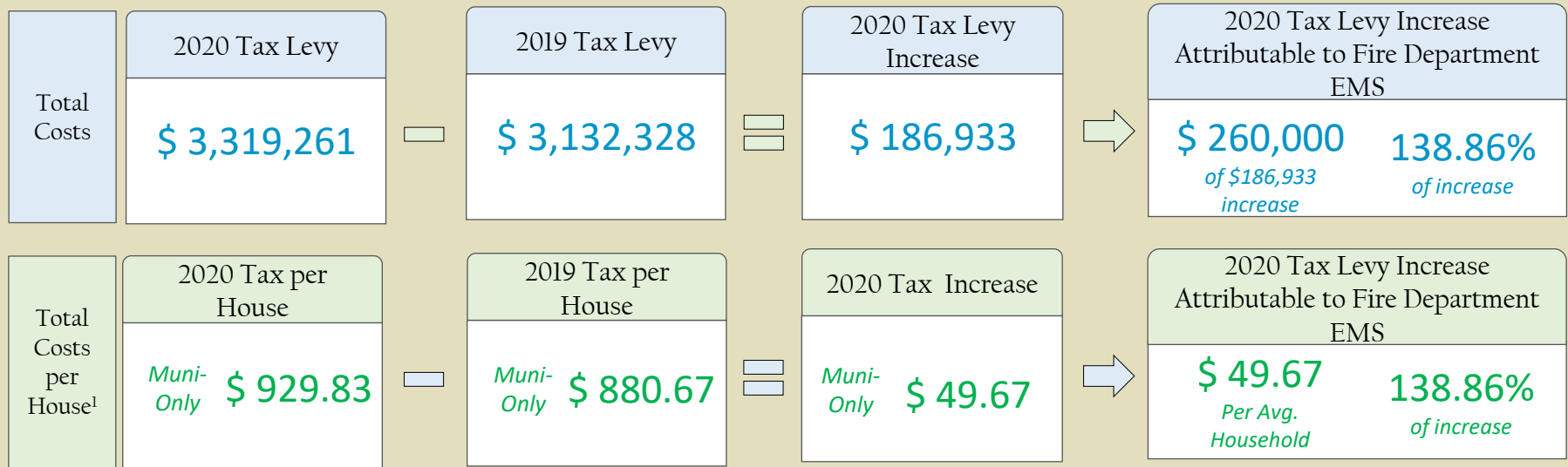
- *Direct Management*
- *Ability to Better Control and Forecast Costs*
- *Timeliness and Consistency in Service*
- *Stability*
- *Increased Community Involvement*
- *Controlling costs for the Taxpayer*

# 2019 vs. 2020 EMS Services Cost Analysis



## Overview:

With consideration made to have the Fire Department take ownership of EMS services within the town of Millstone, a cost analysis has been prepared between the year's of 2019 and 2020 to ascertain the fiscal sensibility of the transition. The Key Financials and Financial Model below present the findings.

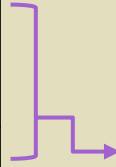


## Notes


1. Based off a \$528,310 assessed home value

# 2019 vs. 2020 EMS Services Cost Analysis

Millstone Financial Cost for EMS Services		
Item ID	Item	Annual Amount
1	2020 Additional Contribution to Fire Department EMS Rescue Squad	200,000
2	Ambulance Down Payment	10,000
3	Other Capital Related Items	50,000
4	Total Cost	260,000




Millstone Tax Levy - Total		
Item ID	Item	Annual Amount
5	2020 Municipal Tax Levy	3,319,261
6	2019 Municipal Tax Levy	3,132,328
7	Total Municipal Tax Levy Increase - 2020	186,933
1-4	2020 Fire Department EMS Portion of Municipal Tax Increase	260,000
8	Tax Levy Increase Attributable to Other Sources	(73,067)
9	Tax Levy Increase Attributable to Fire Department EMS Services (%)	138.86%



# Township of Millstone – Key Personnel

---



## Township Committee

---

Mayor - Fiore Masci

Deputy Mayor - Nancy Grbelja

Committeeman - Gary Dorfman

Committeeman - Albert Ferro

Committeeman - Michael Kuczinski



## Municipal Officials

---

Business Administrator - Kevin Abernethy

Acting CFO - Kevin Abernethy

Finance Consultant – HFA, Matthew Holman

Tax Collector – Lori Maher


Municipal Clerk – Kathleen Hart

Township Auditor – HMA, David McNally

Township Attorney - Robert Munoz

# Township of Millstone

---



## 2020 Budget Goals



Address Emergency Medical Service Need Of The Township

---



Keep Overall Budget Increase, With EMS Inclusion, To As Minimal As Possible

---




Construct a Budget in Time of Crisis That Provides Required Services But Limits The Financial Impact To Residents

---



The Budget cycle is “Self Review” this year, which means this Budget must be filed with the State, but not reviewed prior to public hearing/adoption. “State Review” is every 3 years.

# Township of Millstone




## Municipal Tax Levy Comparison of Nearby Towns in Monmouth County

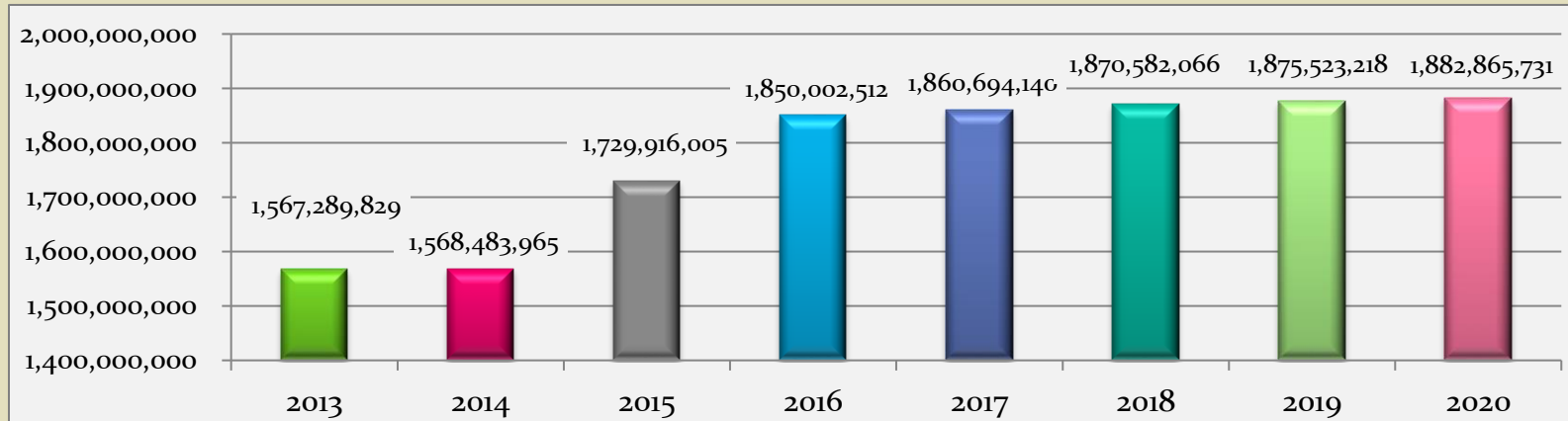
	Allentown	Colts Neck	Farmingdale	Millstone	Spring Lake Boro	Upper Freehold
<b>2013</b>	1,403,795.00	6,187,210.00	320,923.80	2,590,456.72	5,964,753.62	2,353,449.00
<b>2014</b>	1,447,106.81	6,447,804.00	319,915.80	2,590,456.72	6,315,052.34	2,461,134.50
<b>2015</b>	1,523,056.74	6,784,534.00	334,679.66	2,590,456.72	6,441,278.10	2,629,044.50
<b>2016</b>	1,523,056.60	7,208,073.48	371,378.14	2,590,456.72	6,441,260.64	2,733,530.98
<b>2017</b>	1,537,059.50	7,478,474.14	379,638.01	2,590,456.72	6,441,221.38	2,790,388.61
<b>2018</b>	1,537,059.50	7,787,377.72	435,363.13	2,590,456.72	6,474,975.98	2,964,899.71
<b>2019</b>	1,579,595.10	7,852,954.72	486,956.87	3,132,327.98	6,601,015.40	3,105,130.00
<b>\$ Increase in Municipal Levy 2013-2019</b>	175,800.10	1,665,744.72	166,033.07	541,871.26	636,261.78	751,681.00
<b>% Increase in Municipal Levy 2013-2019</b>	13%	27%	52%	21%	11%	32%



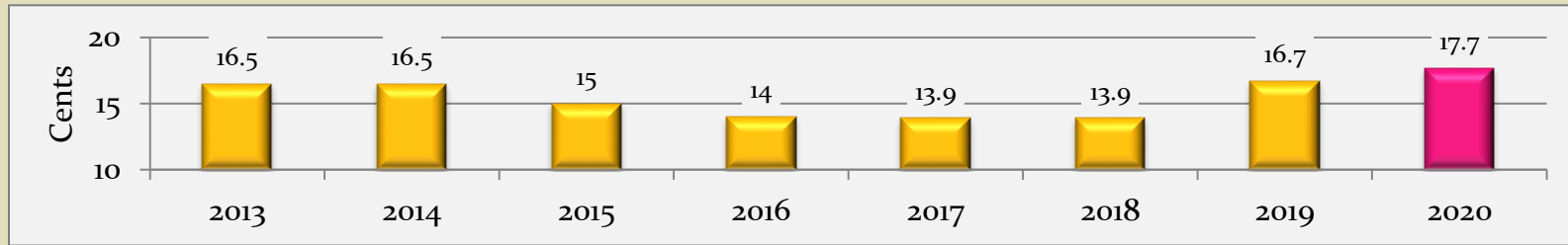
# Township of Millstone



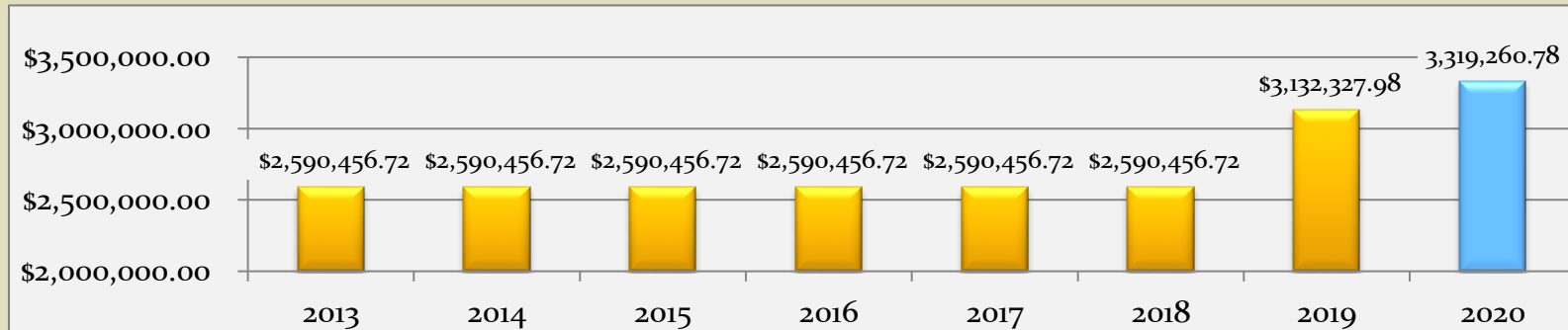
## Annual Net Valuation Taxable




## Local Municipal Tax Rate



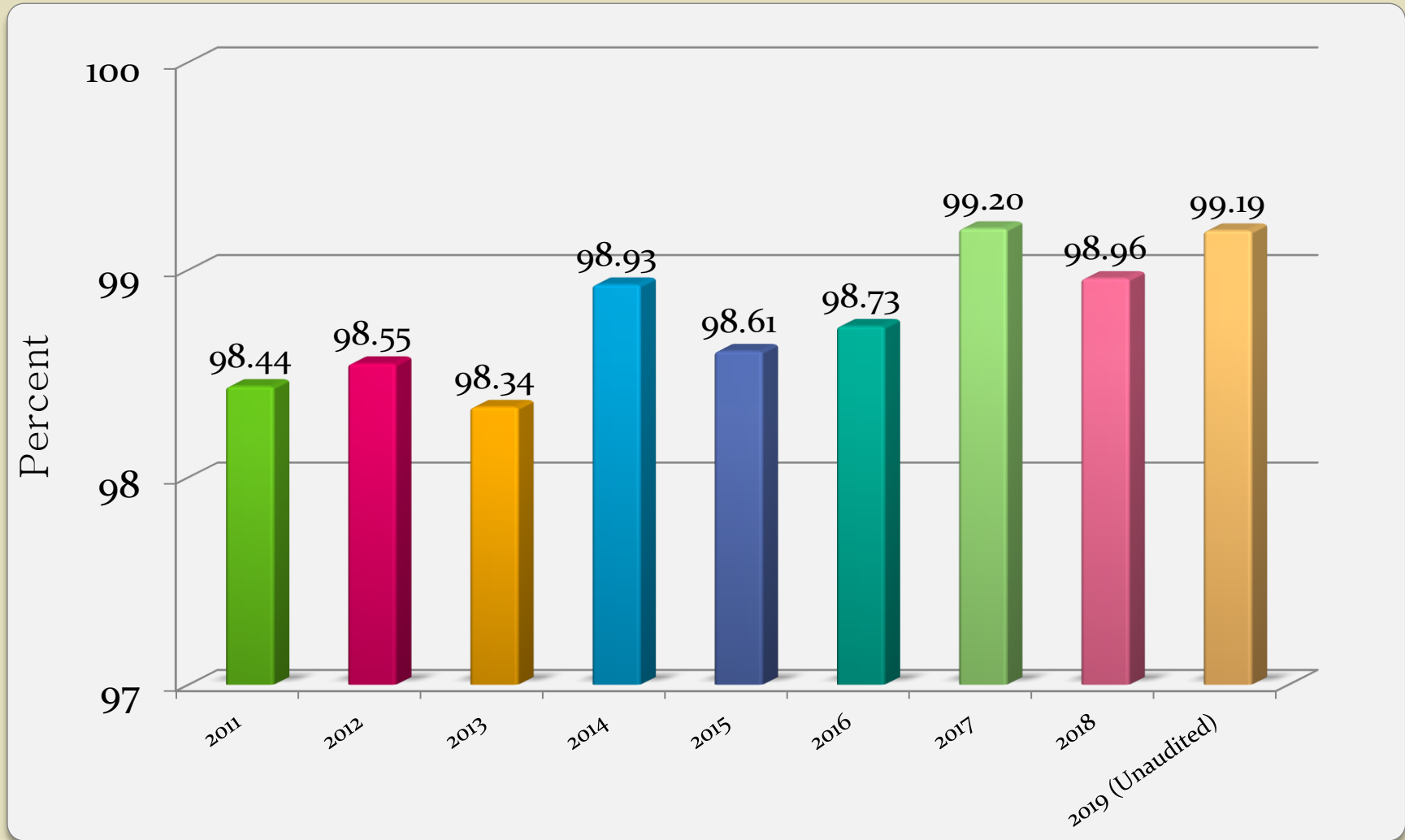
## Amount to be Raised by Taxation for Local Municipal Purposes




# Township of Millstone



## Annual Tax Collection Percentages




# Township of Millstone



## Comparative Revenue Summary

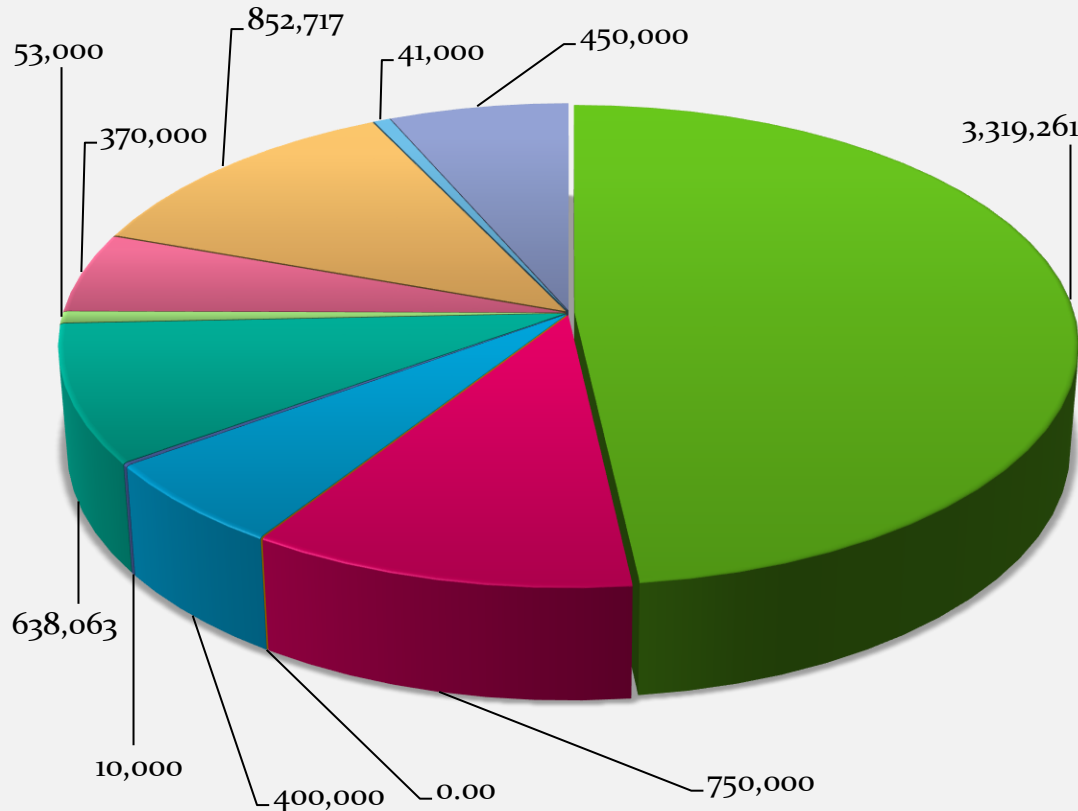
<b>General Revenue:</b>	<b>2020</b>	<b>2019</b>	<b>Net Changes:</b>
Fund Balance Utilization	\$ 750,000.00	\$ 600,000.00	\$ 150,000.00
Grants	\$ -	\$ 69,581.57	\$ (69,581.57)
Interest on Investments	\$ 400,000.00	\$ 410,000.00	\$ (10,000.00)
Liquor Licenses	\$ 10,000.00	\$ 10,125.00	\$ (125.00)
Miscellaneous Revenues	\$ 638,062.63	\$ 552,000.95	\$ 86,061.68
Municipal Courts	\$ 53,000.00	\$ 54,000.00	\$ (1,000.00)
Property Taxes	\$ 3,319,260.78	\$ 3,132,327.98	\$ 186,932.80
Receipts from Delinquent Taxes	\$ 370,000.00	\$ 373,800.82	\$ (3,800.82)
State Aid	\$ 852,717.00	\$ 841,753.00	\$ 10,964.00
Telecom Tower Lease	\$ 41,000.00	\$ 41,539.48	\$ (539.48)
Uniform Construction Code Fee	\$ 450,000.00	\$ 369,000.00	\$ 81,000.00
<b>Total Anticipated Revenues</b>	<b>\$ 6,884,040.41</b>	<b>\$ 6,454,128.80</b>	<b>\$ 429,911.61</b>

# Township of Millstone



## Analysis of 2020 Budget Revenues


### Budgeted Revenues:



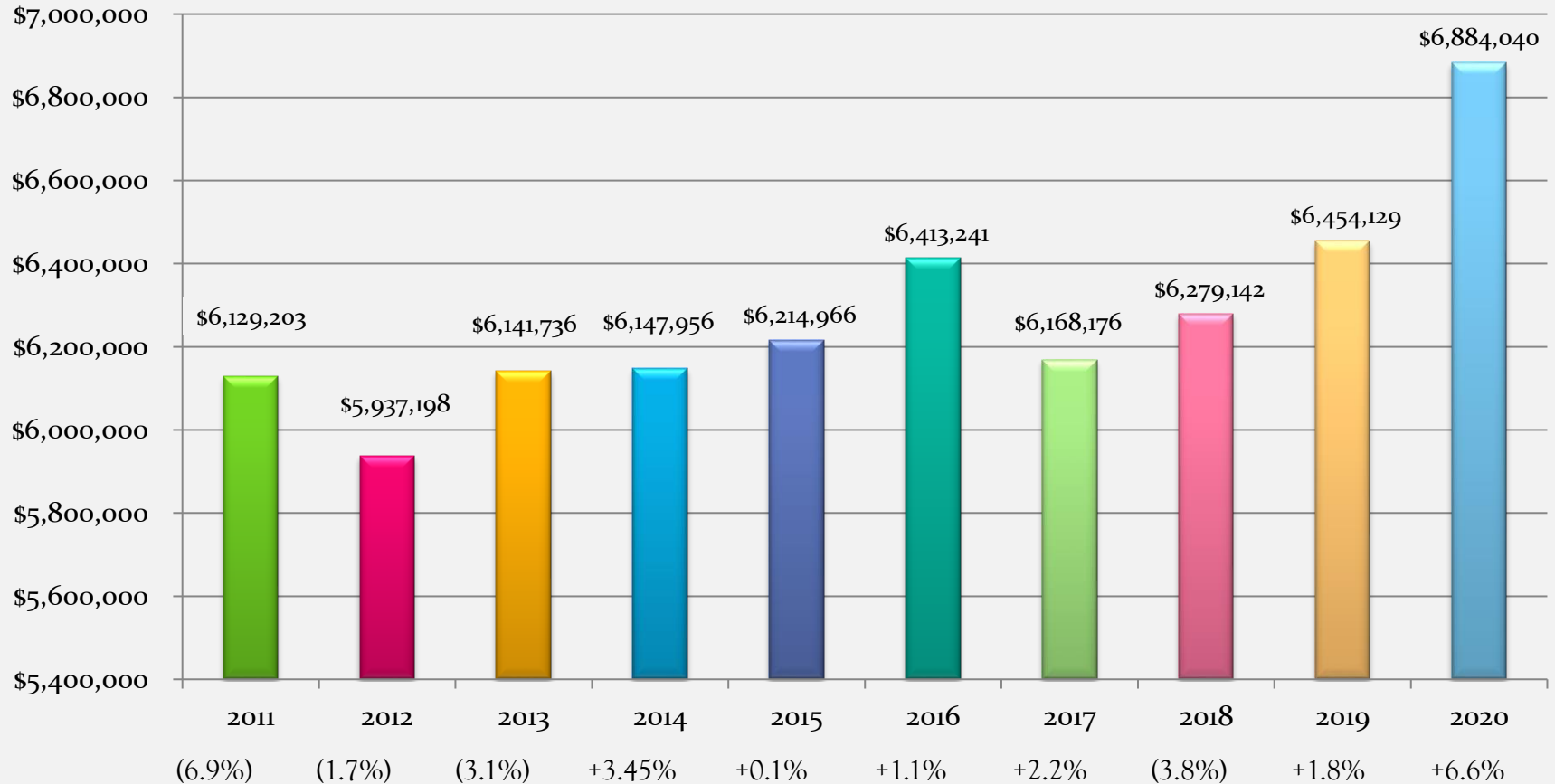
### Legend:

- Amount to be Raised by Taxation-Local Municipal Purposes 48.4%
- Fund Balance Utilization 10.9%
- Grants 0.0%
- Interest on Investments 5.8%
- Liquor Licenses 0.1%
- Miscellaneous Revenues 9.3%
- Municipal Courts 0.8%
- Receipts from Delinquent Taxes 5.4%
- State Aid 12.2%
- Telecom Tower Lease 0.6%
- Uniform Construction Code Fees 6.5%


# Township of Millstone



## Adopted Budget Appropriations – 10 Year Trend

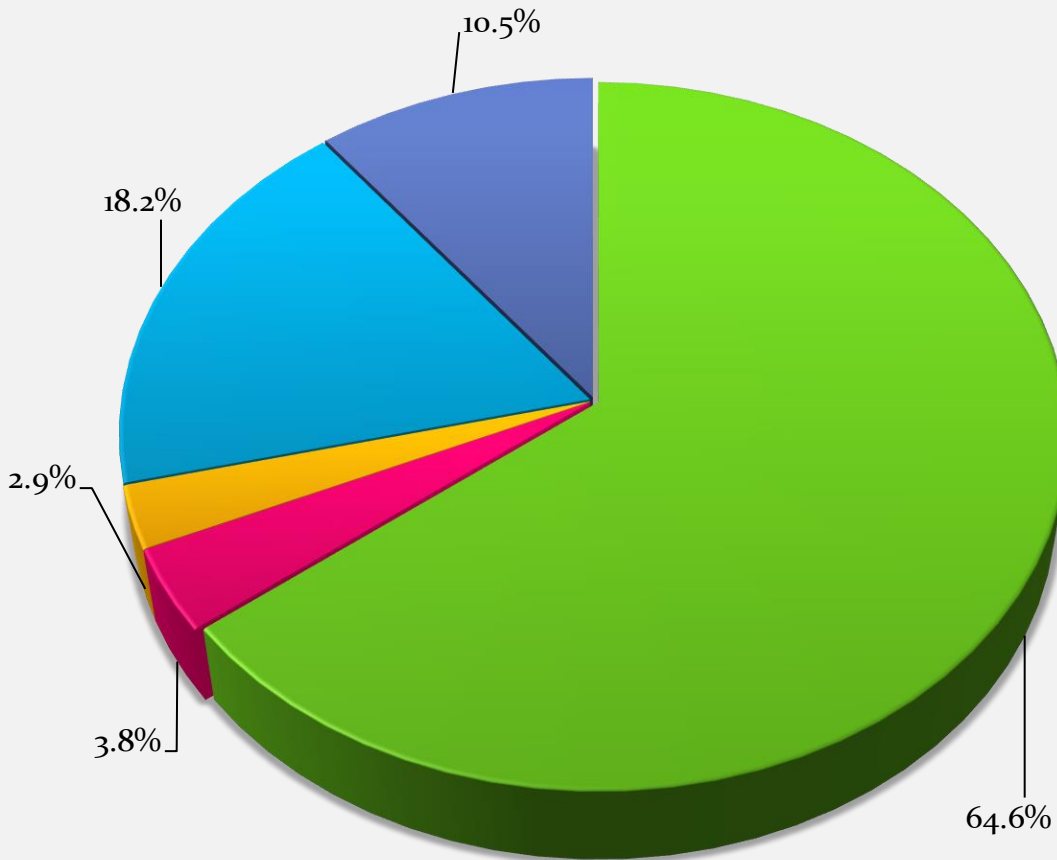


# Township of Millstone



## Analysis of 2019 Budget Appropriations - \$6,884,040.41

### Budgeted Appropriations:




### Appropriation Categories:

- \*Total General Operations - inside Cap \$4,446,696.00
- \*Total General Operations - outside Cap \$261,100.00
- Capital Improvements - outside Cap \$197,800.00
- Municipal Debt Service - outside Cap \$1,253,744.41
- Reserve for Uncollected Taxes \$725,000.00

\* Total General Operations = \$4,707,796.

# Township of Millstone




## Breakdown of Total General Operations

Appropriation Sub-Category	Amount	%
Public Works	\$ 1,169,175.00	24.8%
General Government	\$ 971,730.00	20.6%
Insurance (JIF, HB, WC & Unemployment)	\$ 855,722.00	18.2%
Uniform Construction Code & Code Enforcement	\$ 498,520.00	10.6%
Statutory Expenditures (PERS, DCRP & SS)	\$ 283,639.00	6.0%
Utilities	\$ 241,000.00	5.1%
Court & Public Defender	\$ 127,500.00	2.7%
Public Safety	\$ 54,000.00	1.1%
Land-Use Administration	\$ 94,700.00	2.0%
Parks & Recreation	\$ 108,000.00	2.3%
Health/Human Svc (Animal Ctrl, Sr Trans & EC)	\$ 40,900.00	0.9%
Grants	\$ 5,000.00	0.1%
Landfill	\$ 20,700.00	0.4%
Shared Services	\$ 231,600.00	4.9%
Education (including Library)	\$ 250.00	0.0%



# Township of Millstone



## Analysis of Capital Improvements


	<b>2020 Capital Projects</b>	<b>Total Cost</b>	<b>CIF *</b>	<b>Est. Grants</b>	<b>Debt Auth</b>
	<b>General Capital:</b>				
1	Road Program - 2020	\$2,000,000	\$100,000	\$183,000	\$1,717,000
2	Acq. Of DPW Vehicles & Equip	\$206,000	\$10,300		\$195,700
3	MP Storage Facility and Twp. Building	\$550,000	\$27,500		\$522,500
4	Ambulance	\$200,000	\$10,000		\$190,000
	<b>Total:</b>	<b>\$2,956,000</b>	<b>\$147,800</b>	<b>\$183,000</b>	<b>\$2,625,200</b>

## Notes

\* *CIF = Capital Improvement Fund, which represents the 5% down payment required to be raised in the Municipal Budget.*

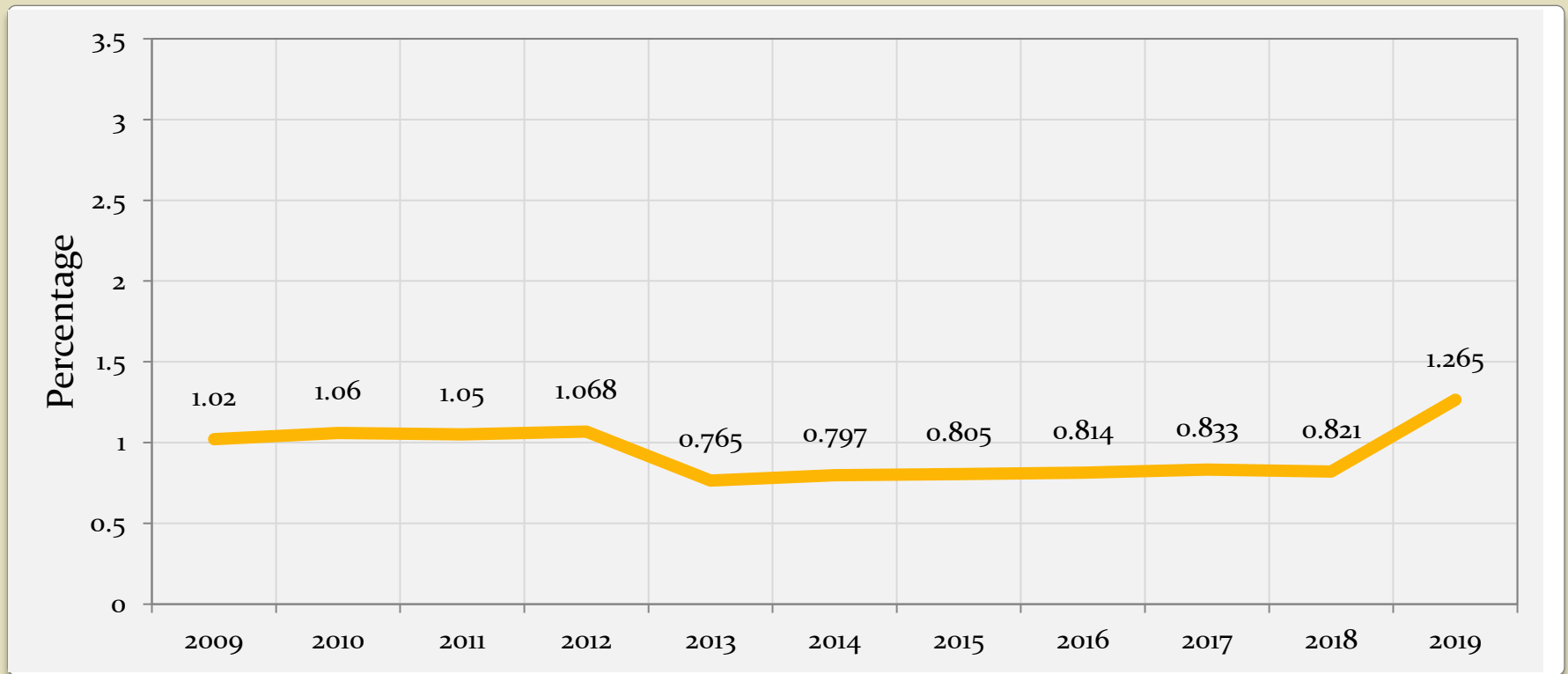


# Township of Millstone



## Debt Management

### Net Debt as a Percentage of 3-Year Average Equalized Valuation



## Notes

- *N.J.S.A. 40A:2-5 allows a municipality to incur debt up to a maximum of 3.5% of the 3-year average equalized valuation in any year.*
- *Includes Open Space Debt*

# Township of Millstone



## Park Improvements & Updates

### Abate Park

Assessing improvements needed for Basketball & Tennis Courts  
Phase II of Security Cameras (Bond Ordinance 19-06)  
Replacing Old/Damaged Playground Equipment

### Brandywine Park

Phase II of Security Cameras (Bond Ordinance 19-06)

### Millstone Park

Phase II of Security Cameras (Bond Ordinance 19-06) Lite Hardscape Courts and Baseball fields - at least 9 new sporting activities

### Rocky Brook Park

Upgrade to Tennis Courts Completed  
Assessing Improvements Needed for Basketball Courts  
Replacing Old/Damaged Playground Equipment

### Wagner Farm Park

Phase I of Security Cameras (Bond Ordinance 18-02)  
Assessing Improvements Needed for Building & Playground Equipment.

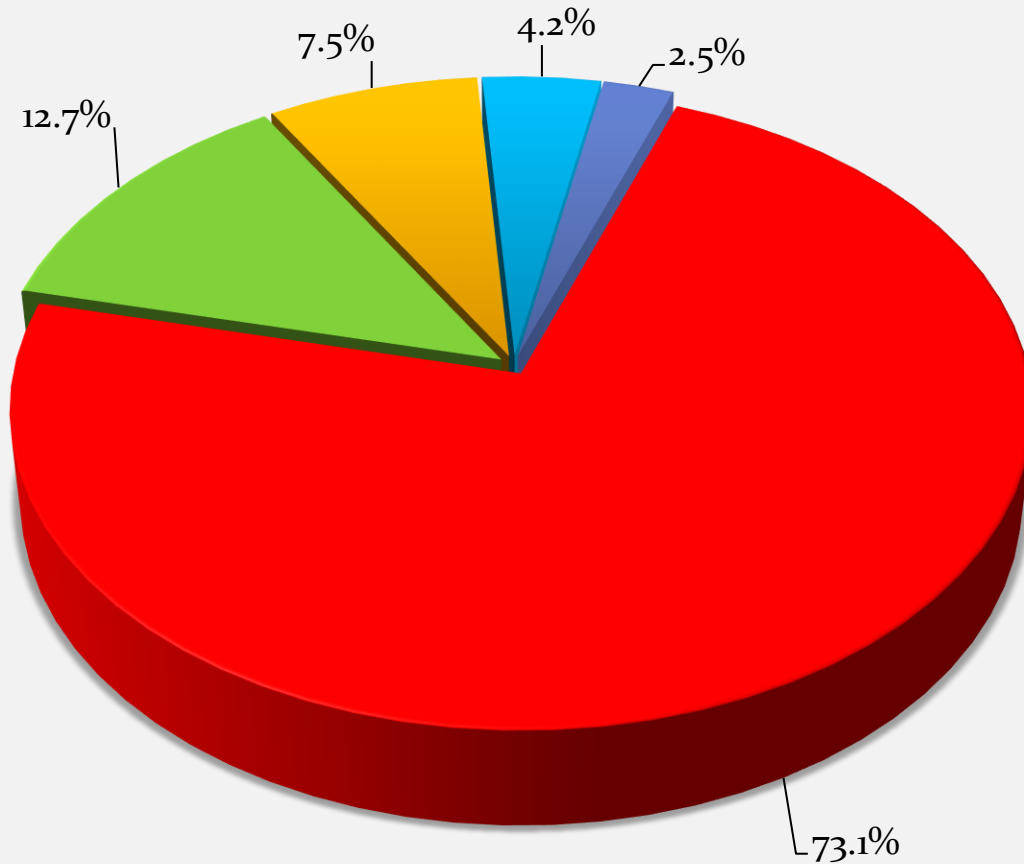


# Township of Millstone



## Estimated Property Tax Rate Summary


### Property Tax Summary:



### Legend:

- School \$32,855,926.86
- County \$5,702,385.41
- Municipal \$3,319,560.78
- Special District \$1,877,193.62
- Municipal Open Space \$1,129,719.44

# Township of Millstone



Average Homeowner pays \$930/year or \$78/month in Municipal Taxes for:

## Building, Construction, Land Use

### Services & Other

- Code Enforcement
- Construction inspections and proper permitting
- Planning & Zoning Boards
- Recreation, Shade Tree, Open Space, Agriculture, Historic & Environmental Commission Boards

### Other Services

- Dog Licensing
- Recreation Programs
- Notarizing documents


## Media Resources

- Newsletter
- Township Website
- Public Access Channel
- E-mail Blasts

## Public Safety

- Emergency Management
- **First Aid – New Service Provided**
- Municipal Court Services, including Public Defender
- Deer Carcass Removal from Township/County Roads
- Special Citizen Area Transportation – SCAT
- Municipal Drug Alliance
- Animal Control

# Township of Millstone



Average Homeowner pays \$930/year or \$78/month in Municipal Taxes for:

## Public Works

- Road Repair & Maintenance of 244 lane miles of roadway
- Snow Removal - 244 lane miles of roadway & 158 cul-de-sacs
- Park Maintenance – increase from 83 acres to 247 acres
- Building & Grounds Maintenance
- Vehicle Maintenance
- Storm water management – 2,334 catch basins & 303 outfalls & 113 water quality basins

## Vital Statistics

- Marriage License/Civil Union/Domestic Partnership
- Other Vital Records

## Community Events


- Memorial Day Parade
- Veteran's Day Service – Millstone Day

## Recycling

- Recycling Collection – Every other Wednesday
- Electronics Recycling/Drop Off (Recycling Yard)
- Recycling Yard– Sat & Sun 8am-1pm  
Tues/Thurs 11am-3pm
- Christmas Tree Pick-up
- Spring/Fall Brush Drop Off (12 times a year)
- Spring Clean up – Annually
- Tire Drop Off – Annually

## Revenue Collection

- Pay Taxes Online
- Pay for Recreation Programs online
- Pay by credit card for:
  - Municipal Court Fines
  - Recreation Programs
  - Construction Fees




## Summary

### Ongoing Management:

- Collaborative effort to manage new challenges and priorities
- Continual review of appropriations
- Seek shared services and cost reduction opportunities
- Research additional revenue sources





## Summary

### 2019 Ranking in Monmouth County




Millstone remained ranked #1 of 53 for the lowest Municipal Local Purposes Tax Rate

---

### 2020 Ranking in Monmouth County

❖ To Be Determined





## Questions?



## Comments?

or

