



TOWNSHIP OF
MILLSTONE

MUNICIPAL BUILDING
470 STAGE COACH ROAD
MILLSTONE TOWNSHIP, NJ 08510
732-446-4249

MUNICIPAL COURT
215 MILLSTONE ROAD
MILLSTONE TOWNSHIP, NJ 08535
732-446-6219



2022 Municipal Budget Presentation

June 1, 2022



Township of Millstone





2022 Budget Summary

Title:	2022 - Estimated	2021 - Actual	\$ Change	% Change
Net Valuation Taxable	\$1,915,034,319.00	\$1,895,997,189.00	\$19,037,130.00	1.00%
Local Amount to be Raised by Taxation	\$4,070,841.69	\$3,821,756.00	\$249,085.69	6.52%
Local Municipal Tax Rate	\$0.213	\$0.202	\$0.01	5.45%
Tax Collection Rate Used to Calculate RFUT	98.35%	98.65%		
Penny Impact	\$191,503.43	\$189,599.72	\$1,903.71	1.00%
Average Home Assessment*	\$541,191.82	\$538,732.65	\$2,459.17	0.46%
Average Home Local Municipal Taxes	\$1,152.74	\$1,088.24	\$64.50	5.93%

Accomplishments


-  Road Improvements
-  Increase Open Space

-  Financial Support for First Aid Operations
-  Expand Passive Recreation (Barneгат Bay Reserve)

Notes

* Please note that the calculation has been revised to include Farm Houses, but not Farm Qualified

Township of Millstone – Key Personnel



Township Committee

Mayor – Albert Ferro

Deputy Mayor – Chris Morris

Committeeman – Eric Davis

Committeeman - Michael McLaughlin

Committeeman – Tara Zabrosky



Municipal Officials

Township Administrator - Kevin Abernethy

CFO – Anthony Mannino

Finance Consultant – HFA, Matthew Holman


Tax Collector – Elizabeth Kiernan

Municipal Clerk – Kathleen Hart

Township Auditor – HMA, David McNally

Township Attorney – Brian Chabarek


Township of Millstone




2022 Budget Goals

 Minimal Tax Rate Increase to offset rising cost of goods and debt costs


 Construct a Budget in Time of Crisis That Provides Required Services But Limits The Financial Impact To Residents

 Include Required Capital Improvements for the Upkeep of the Community

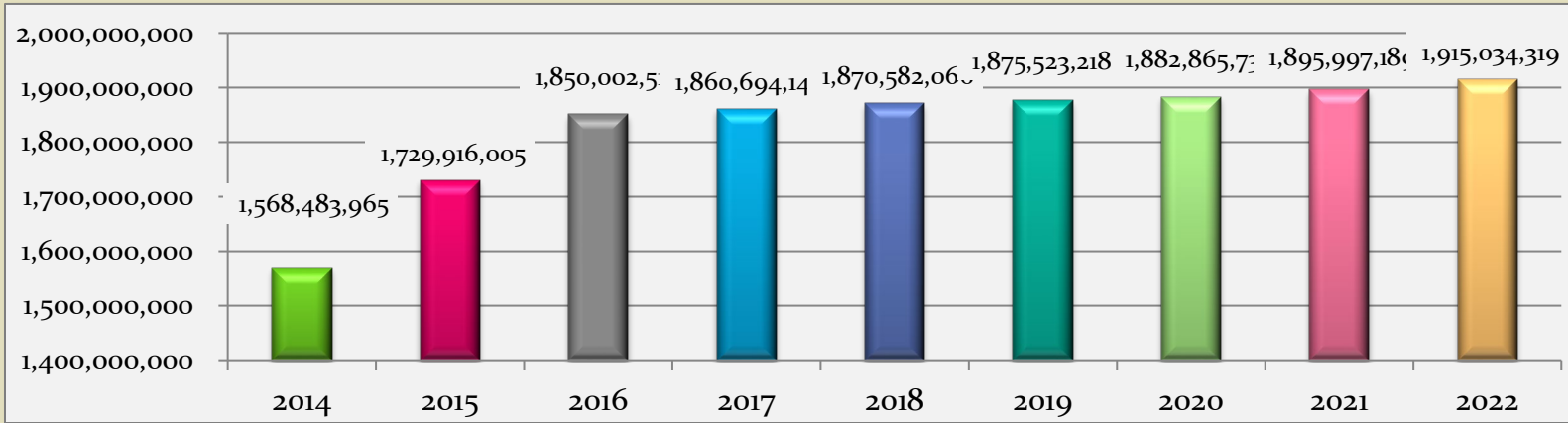
 Address Emergency Medical Services – Provide Financial Support for First Aid Operations

 Energy Efficiency

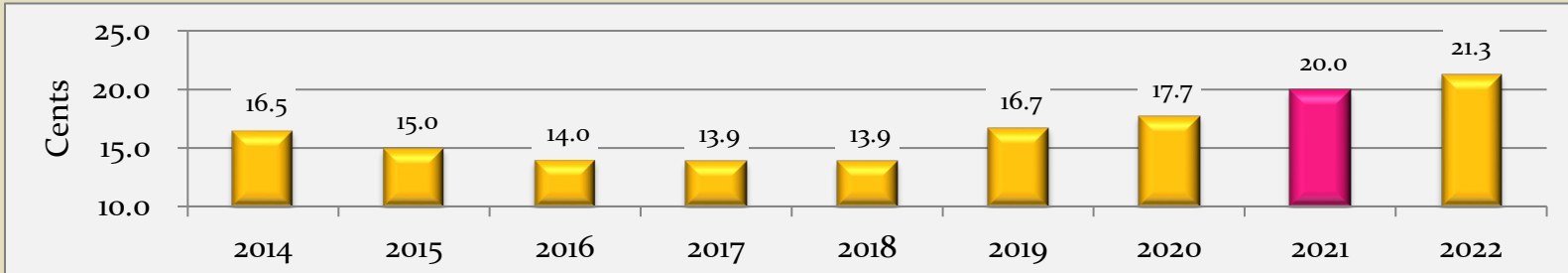
Township of Millstone



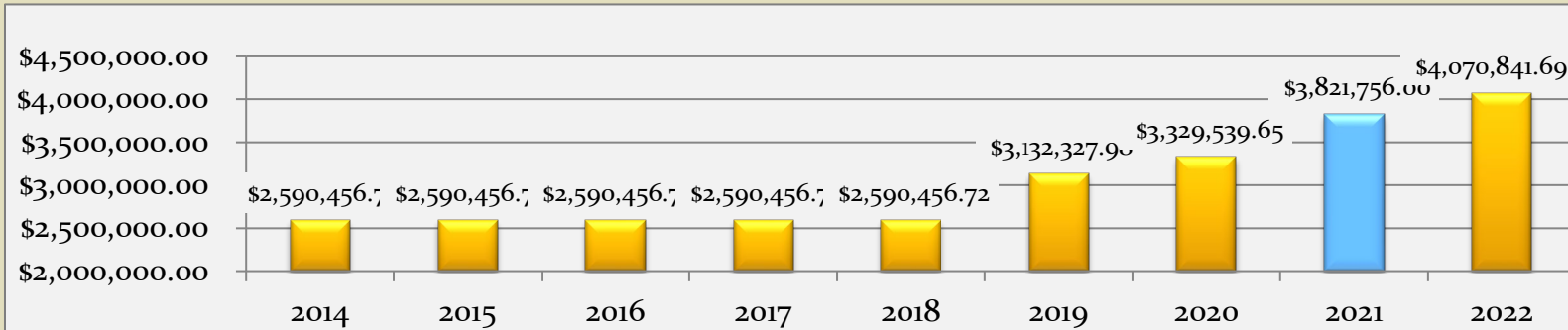
Annual Net Valuation Taxable



Local Municipal Tax Rate



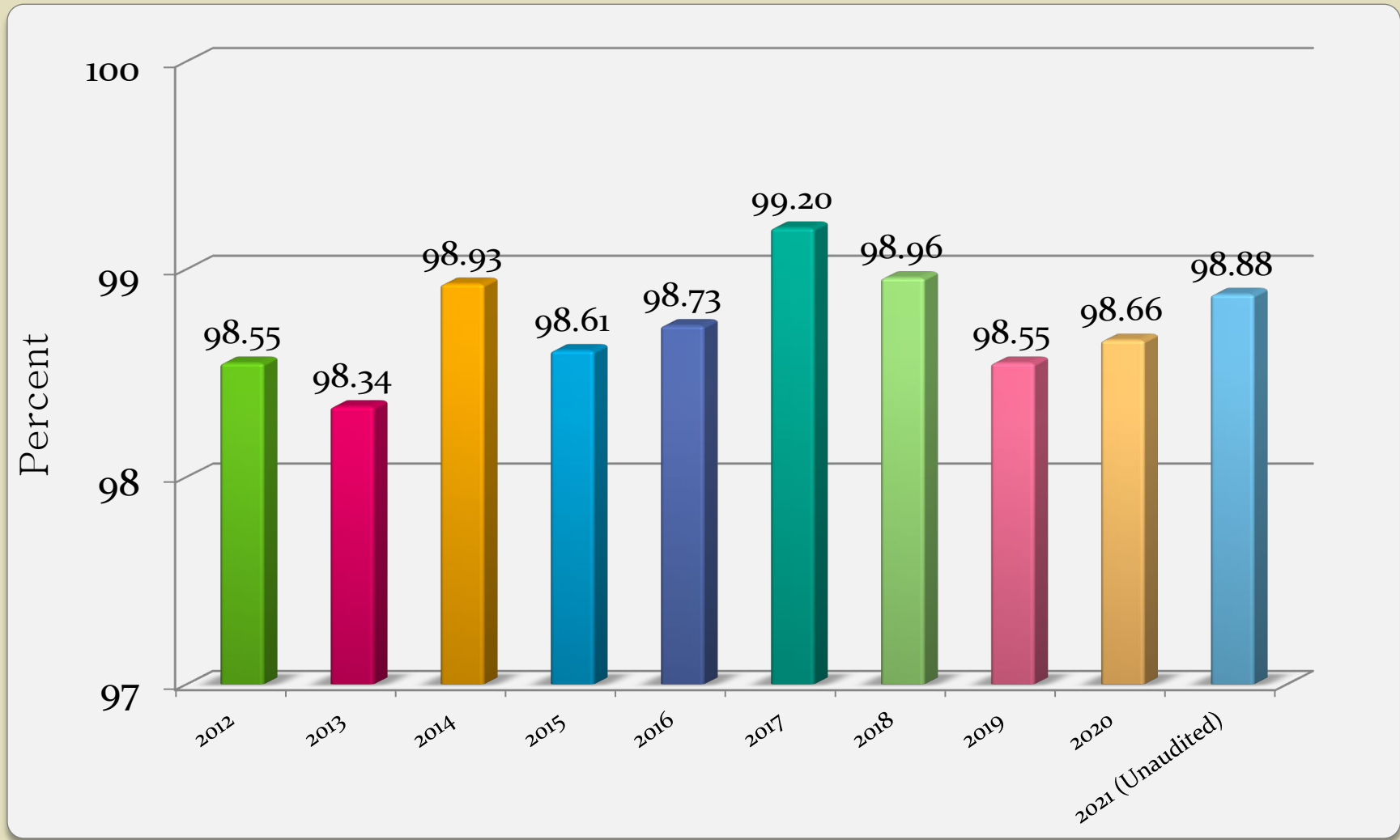
Amount to be Raised by Taxation for Local Municipal Purposes




Township of Millstone



Annual Tax Collection Percentages




Township of Millstone



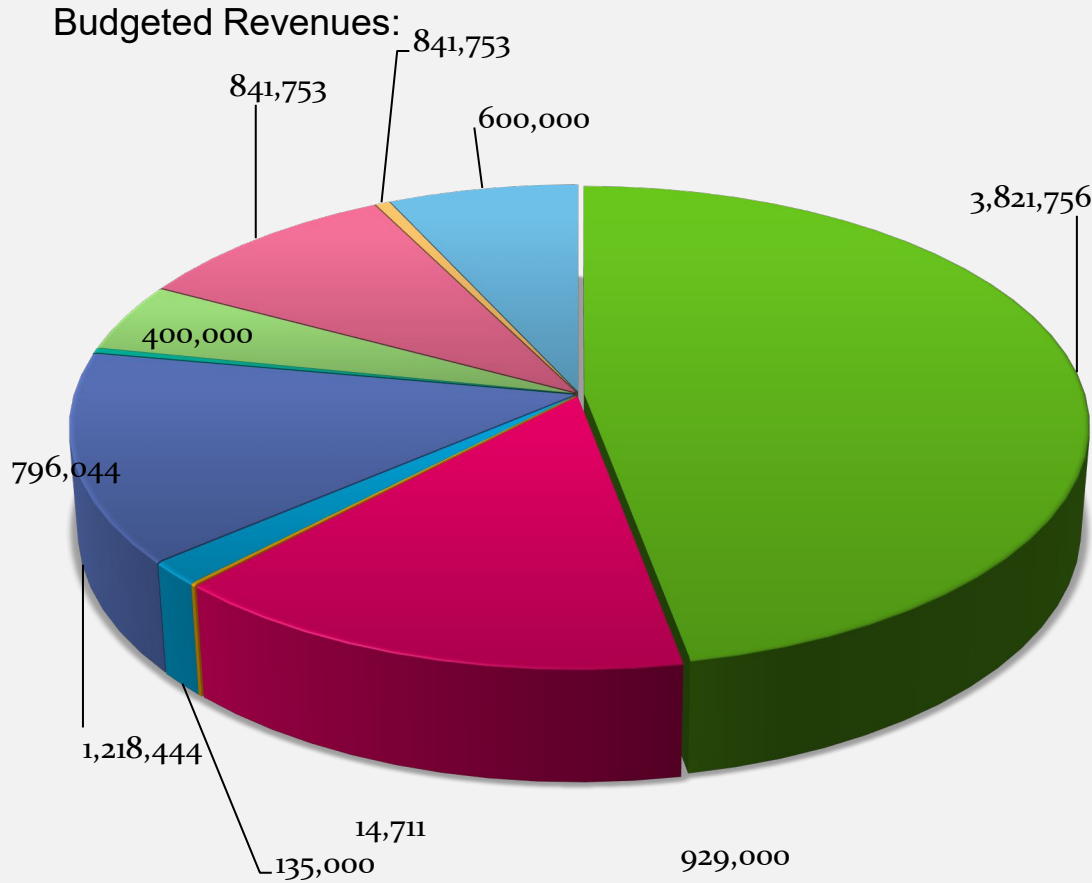
Comparative Revenue Summary

General Revenue:	2022	2021	Net Changes:
Fund Balance Utilization	\$ 1,300,000.00	\$ 929,000.00	\$ 371,000.00
Grants	\$ 11,716.00	\$ 14,711.05	\$ (2,995.05)
Interest on Investments	\$ 135,000.00	\$ 281,000.00	\$ (146,000.00)
Miscellaneous Revenues	\$ 1,218,443.81	\$ 796,043.96	\$ 422,399.85
Municipal Courts	\$ 28,000.00	\$ 28,000.00	\$ -
Property Taxes	\$ 4,070,841.69	\$ 3,821,756.00	\$ 249,085.69
Receipts from Delinquent Taxes	\$ 400,000.00	\$ 450,000.00	\$ (50,000.00)
State Aid	\$ 841,753.00	\$ 841,753.00	\$ -
Telecom Tower Lease	\$ 45,000.00	\$ 44,069.29	\$ 930.71
Uniform Construction Code Fee	\$ 600,000.00	\$ 511,000.00	\$ 89,000.00
Total Anticipated Revenues	\$ 8,650,754.50	\$ 7,717,333.30	\$ 933,421.20

Township of Millstone




Analysis of 2022 Budget Revenues



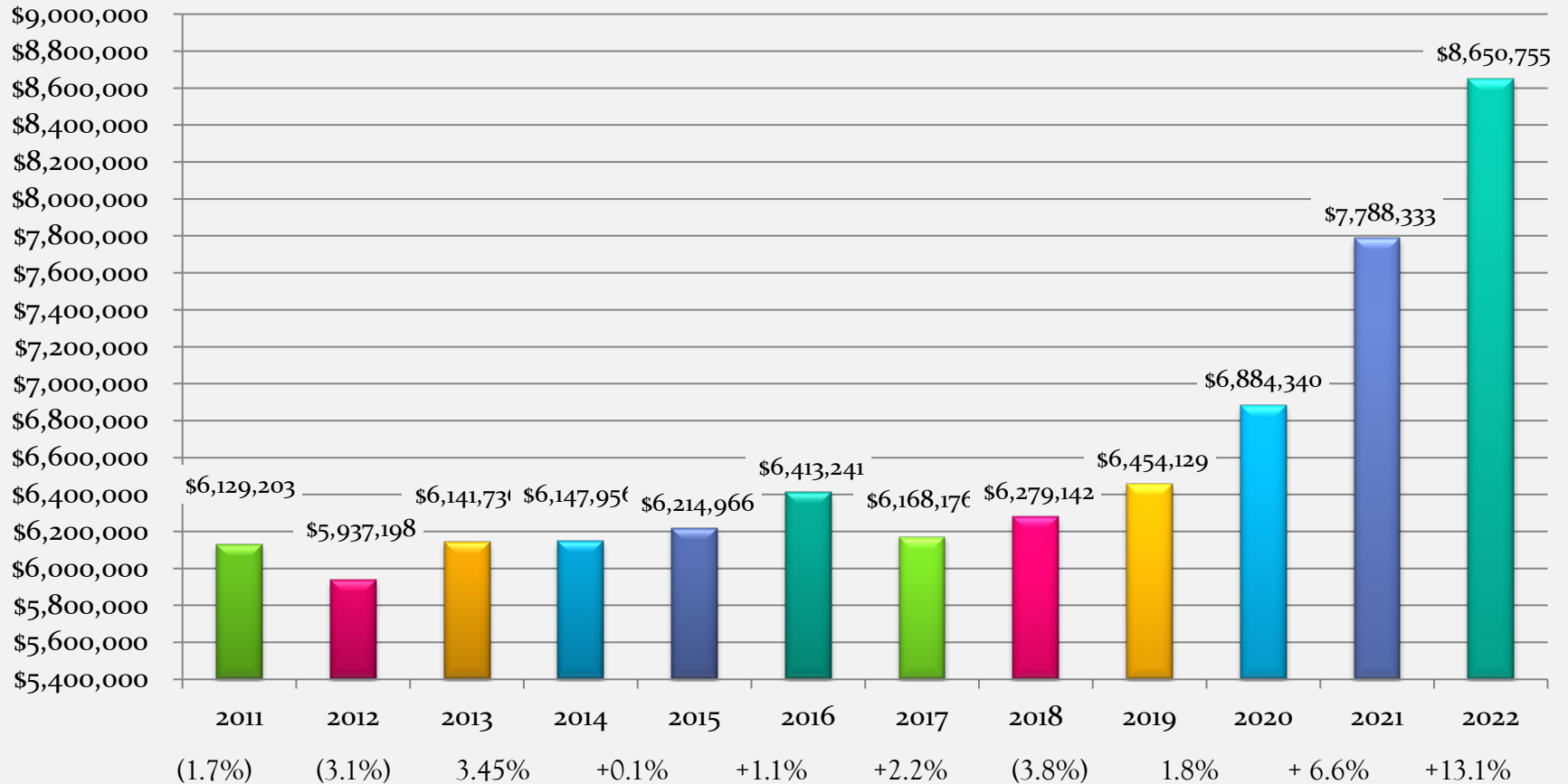
Legend:

- Amount to be Raised by Taxation-Local Municipal Purposes 49.1%
- Fund Balance Utilization 12.8%
- Grants 0.2%
- Interest on Investments 3.6%
- Miscellaneous Revenues 10.2%
- Municipal Courts 0.4%
- Receipts from Delinquent Taxes 5.8%
- State Aid 10.8%
- Telecom Tower Lease 0.6%
- Uniform Construction Code Fees 6.6%


Township of Millstone



Adopted Budget Appropriations – 12 Year Trend

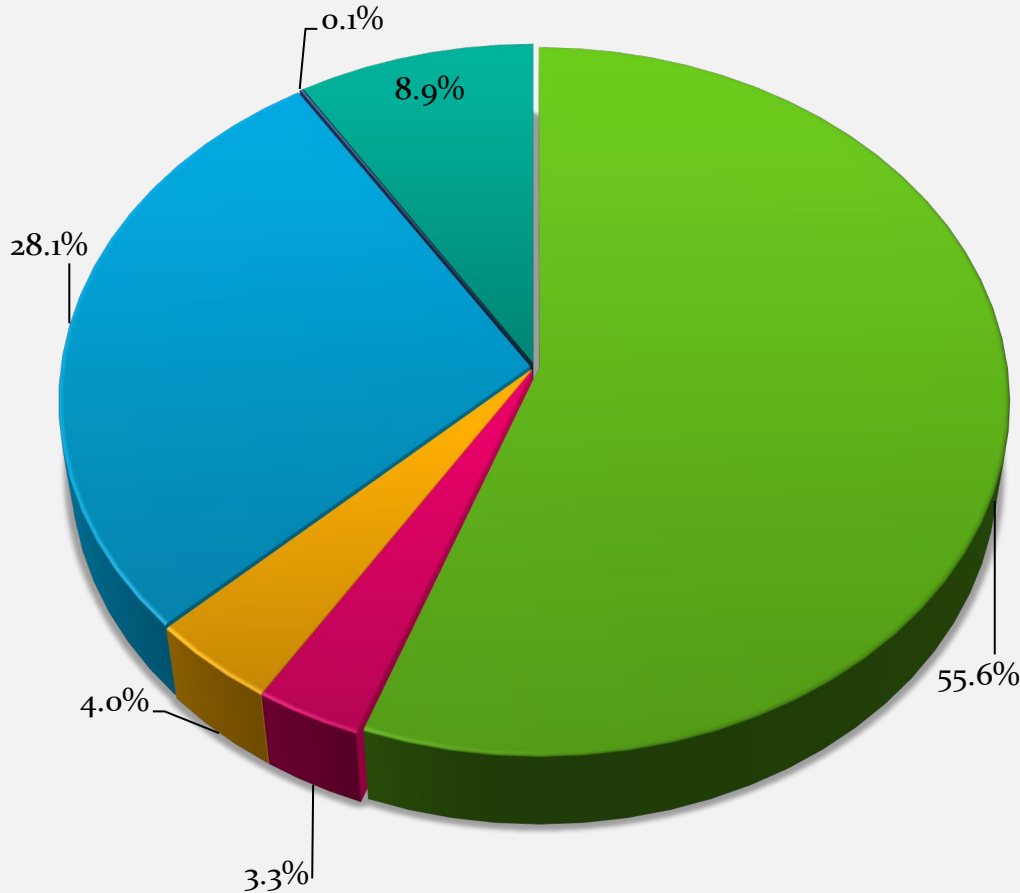


Township of Millstone



Analysis of 2022 Budget Appropriations - \$8,650,754.50

Budgeted Appropriations:




Appropriation Categories:

- *Total General Operations - inside Cap \$4,805,919.00
- *Total General Operations - outside Cap \$288,222.00
- Capital Improvements - outside Cap \$350,000.00
- Municipal Debt Service - outside Cap \$2,427,825.00
- Deferred Charges - Outside Cap \$6,404.00
- Reserve for Uncollected Taxes \$772,384.50

* Total General Operations = \$4,805,919.00

Township of Millstone



Analysis of Capital Improvements


The Capital Improvement Program presented herewith is an estimated projection of Capital Projects for the next six years. It should be noted that the foregoing does not represent an appropriation of funds for the purposes listed, but merely a plan of capital improvements that are being contemplated in 2022 and the ensuing five years. A funding authorization is required in the form of a budget appropriation or capital ordinance before monies are available for the projects outlined in this section.

Every effort has and will be made by the Mayor and Township Council to plan improvements which are responsive to the needs of the community. Should unanticipated needs arise, the capital program will be revised or amended accordingly.

Notes

* *CIF = Capital Improvement Fund, which represents the 5% down payment required to be raised in the Municipal Budget.*

Township of Millstone



Analysis of Capital Improvements - Equipment

2022 - 2027 Capital Projects		Total Cost
General Capital:		
1	Class V, Heavy Duty Truck with Dump Bed	\$104,000
2	Class II, Pickup Truck (Gas)	\$42,000
3	Class VIII, Single Axle Snow Removal Truck	\$180,500
4	Zero Turn Mower	\$23,000
5	Enclosed Trailer	\$9,000
6	High Reach Loader	\$148,000
7	Skid Steer Loader	\$88,000
8	Soil Conditioner	\$13,000
9	Mid Range Tractor	\$23,000
10	Asphalt Roller	\$15,000
11	Post Pounder	\$23,000
12	Fertilizer Equipment	\$17,500
		Total: \$686,000

Notes

* *CIF = Capital Improvement Fund, which represents the 5% down payment required to be raised in the Municipal Budget.*

Township of Millstone



Analysis of Capital Improvements – Buildings & Grounds

2022 - 2027 Capital Projects		Total Cost
General Capital:		
1	Court House	\$26,000
2	Millstone Park	\$9,000
3	Community Center	\$78,000
4	Public Works Buildings	\$86,500
5	Wagner Farm Park	\$6,500
6	Millstone Town Hall	\$42,000
7	Abate Park	\$62,000
8	Brandywine Park	\$32,000
9	First Aid Building	\$12,000
10	HVAC	\$120,000
11	Water Softening System	\$40,000
12	Line Painter	\$12,500
13	Security & Lighting	\$50,000
Total:		\$576,500

Notes

* CIF = Capital Improvement Fund, which represents the 5% down payment required to be raised in the Municipal Budget.

Township of Millstone




Analysis of Capital Improvements – Infrastructure

2022 - 2027 Capital Projects		Total Cost
General Capital:		
1	2022 Road Program	\$1,000,000
		Total: \$1,000,000

Notes

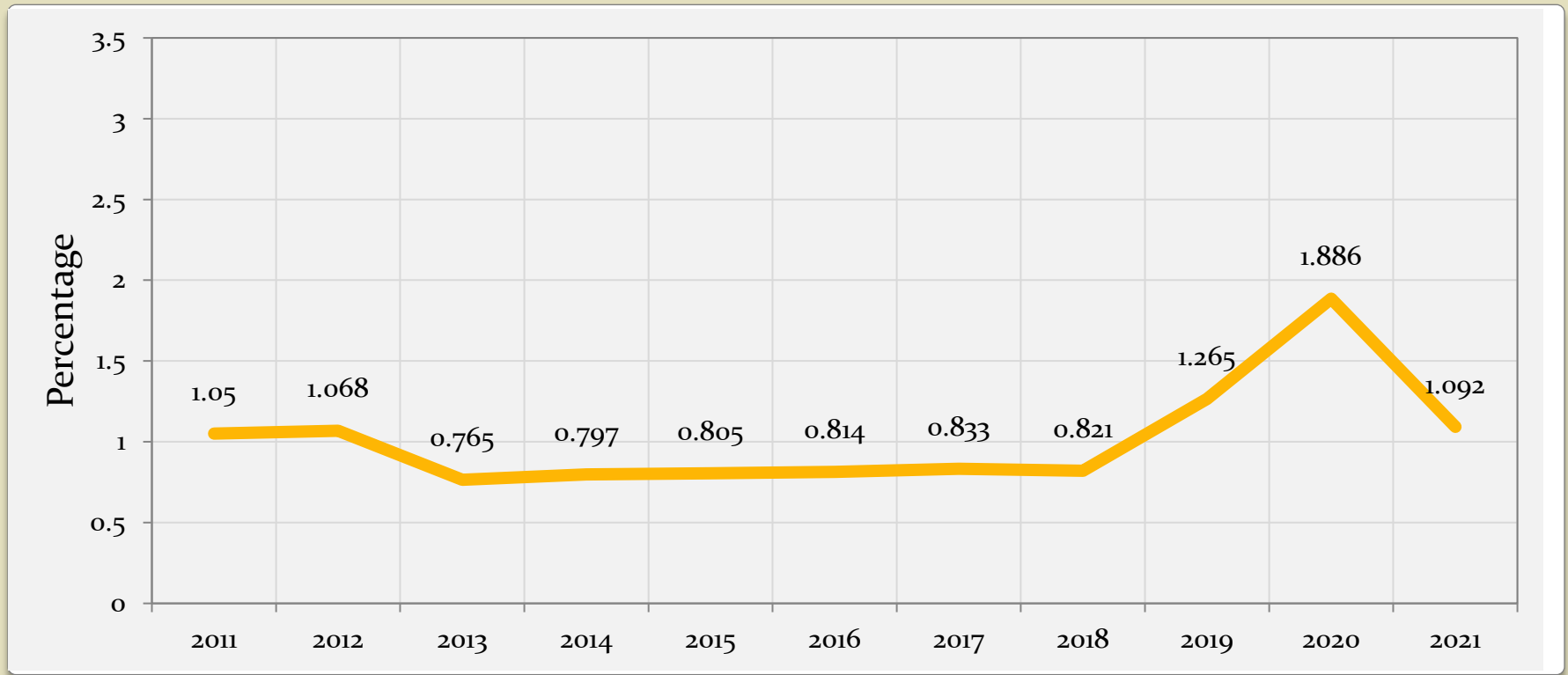
* CIF = Capital Improvement Fund, which represents the 5% down payment required to be raised in the Municipal Budget.

Township of Millstone



Debt Management

Net Debt as a Percentage of 3-Year Average Equalized Valuation



Notes

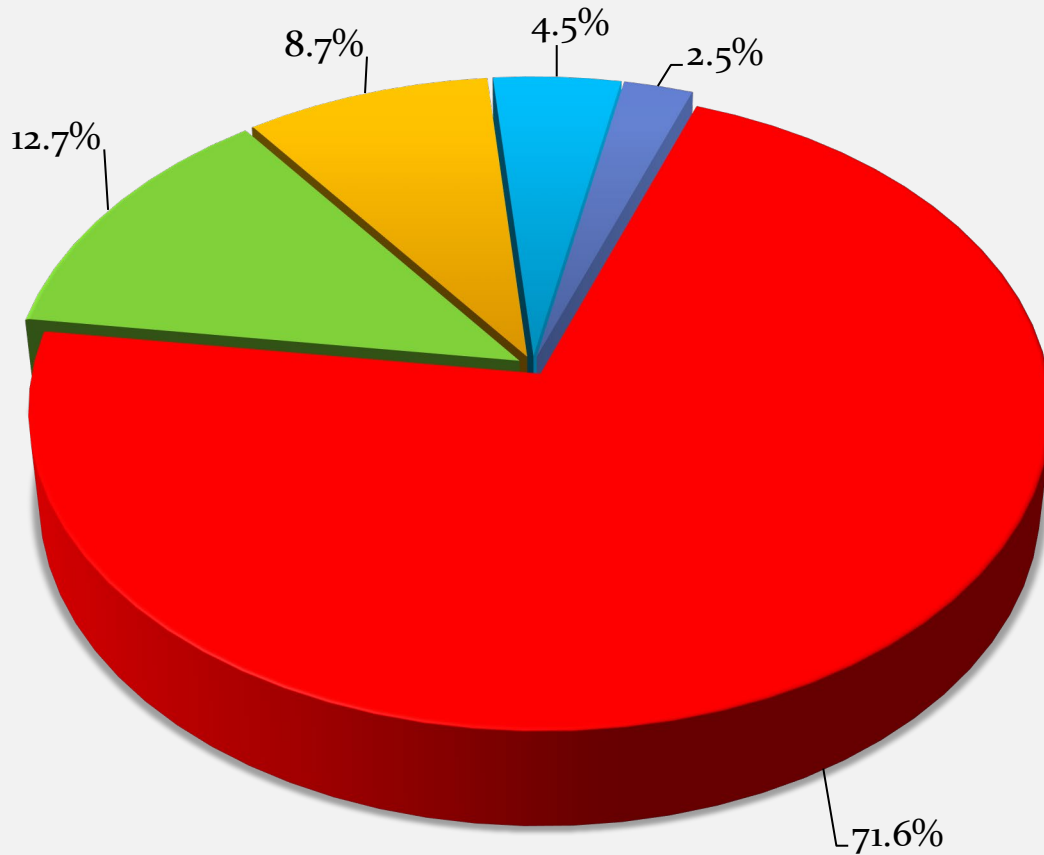
- *N.J.S.A. 40A:2-5 allows a municipality to incur debt up to a maximum of 3.5% of the 3-year average equalized valuation in any year.*
- *Includes Open Space Debt*

Township of Millstone



Estimated Property Tax Rate Summary


Property Tax Summary:



Legend:

- School \$33,525,655.80
- County \$5,947,083.77
- Municipal \$4,070,841.69
- Special District \$2,118,579.78
- Municipal Open Space \$1,149,020.59

Township of Millstone



Average Homeowner pays \$1,150.42/year or \$95.87/month in Municipal Taxes

Building, Construction, Land Use

Services & Other

- Code Enforcement
- Construction inspections and proper permitting
- Planning & Zoning Boards
- Recreation, Shade Tree, Open Space, Agriculture, Historic & Environmental Commission Boards

Other Services

- Dog Licensing
- Recreation Programs
- Notarizing documents


Media Resources

- Township Website
- Public Access Channel
- E-mail Blasts

Public Safety

- Emergency Management
- First Aid – New Service Provided in 2020
- Municipal Court Services, including Public Defender
- Deer Carcass Removal from Township/County Roads
- Special Citizen Area Transportation – SCAT
- Municipal Drug Alliance
- Animal Control

Township of Millstone



Average Homeowner pays \$1,150.42/year or \$95.87/month in Municipal Taxes

Public Works

- Road Repair & Maintenance of 244 lane miles of roadway
- Snow Removal - 244 lane miles of roadway & 158 cul-de-sacs
- Park Maintenance – increase from 83 acres to 247 acres
- Building & Grounds Maintenance
- Vehicle Maintenance
- Storm water management – 2,334 catch basins & 303 outfalls & 113 water quality basins

Vital Statistics

- Marriage License/Civil Union/Domestic Partnership
- Other Vital Records

Community Events


- Memorial Day Parade
- Veteran’s Day Service – Millstone Day
- Holiday Lighting

Recycling

- Recycling Collection – Every other Wednesday
- Electronics Recycling/Drop Off (Recycling Yard)
- Recycling Yard– Sat & Sun 8am - 1pm
Wed 11am – 3 pm
- Christmas Tree Pick-up
- Spring/Fall Brush Drop Off (12 times a year)
- Spring Clean up – Annually
- Tire Drop Off – Annually

Revenue Collection

- Pay Taxes Online
- Pay for Recreation Programs online
- Pay by credit card for:
 - Municipal Court Fines
 - Recreation Programs
 - Construction Fees




Summary

Ongoing Management:

- Collaborative effort to manage new challenges and priorities
- Continual review of appropriations
- Seek shared services and cost reduction opportunities
- Research additional revenue sources





Summary


2021 Ranking in Monmouth County

- ❖ Millstone ranked #3 of 53 for the lowest Municipal Local Purposes Tax Rate behind Spring Lake & Sea Girt

2022 Ranking in Monmouth County

- ❖ To Be Determined





Questions?



Comments?

or

